


B.A. English
FL-AEC-301
Basics of French Language



*Two roads diverged in a yellow wood,
And sorry I could not travel both
And be one traveler, long I stood*

*And looked down one as far as I could
To where it beat in the undergrowth
— Robert Frost*

Message for the Students

Dr. Babasaheb Ambedkar Open University is the only state Open University, established by the Government of Gujarat by the Act No. 14 of 1994 passed by the Gujarat State Legislature; in the memory of the creator of Indian Constitution and Bharat Ratna Dr. Babasaheb Bhimrao Ambedkar. We stand at the seventh position in terms of establishment of the Open Universities in the country. The University provides more than 70 courses including various Certificates, Diplomas, UG, PG, as well as Doctoral degree, to strengthen Higher Education across the state.

On the occasion of the birth anniversary of Babasaheb Ambedkar, the Gujarat government secured a quiet place with the latest convenience for university, and erected a building with all the modern amenities named 'Jyotirmay' Parisar. The Board of Management of the University has greatly contributed to the making of the University and will continue to this by all the means.



Education is the perceived capital investment. Education can contribute more to improving the quality of the people. Here I remember the educational philosophy laid down by Shri. Swami Vivekananda:

"We want the education by which, the character is formed, strength of mind is increased, the intellect is expand and by which one can stand on one's own feet".

In order to provide students with qualitative, skill and life oriented education at their threshold, Dr. Babasaheb Ambedkar Open University is dedicated to this very manifestation of education. The university is incessantly working to provide higher education to the wider mass across the state of Gujarat and prepare them to face day to day challenges and lead their lives with all the capacity for the upliftment of the society in general and the nation in particular.

The university, following the core motto 'स्वध्यायः परमम् तपः' does believe in offering enriched curriculum to the student. The university has come up with lucid material for the better understanding of the students in their concerned subjects. With this, the university has widened scope for those students who are not able to continue with their education in regular/conventional mode. In every subject a dedicated team for Self-Learning Material, comprising of Programme advisory committee members, content writers and content and language reviewers, has been formed to cater the needs of the students.

Matching with the pace of the digital world, the university has its own digital platform Omkar-e to provide education through ICT. Very soon, the University going to offer new online Certificate and Diploma programmes on various subjects like Yoga, Naturopathy, and Indian Classical Dance etc. would be available as elective also.

With all these efforts, Dr. Babasaheb Ambedkar Open University is in the process of being core centre of Knowledge and Education and we invite you to join hands to this pious *Yajna* and bring the dreams of Dr. Babasaheb Ambedkar of Harmonious Society come true.

Prof.(Dr.)AmiUpadhyay

Vice Chancellor

Dr. BabasahebAmbedkarOpenUniversity

Ahmedabad

UNIT: 01

INTRODUCTION TO BASICS OF FRENCH LANGUAGE

Structure:

- 1.1 Objectives
- 1.2 The Alphabet and Their Pronunciation
- 1.3 Les Accents (The Accents)
- 1.4 Pronoms Sujets (Subject Pronouns)
- 1.5 Change of Gender
- 1.6 Les Verbes (The Verbs)
- 1.7 Les Nombres (The Numbers): Cardinal – Ordinal
- 1.8 How to Tell Time in French?
- 1.9 Formules De Politesse (Basic Greetings)
- 1.10 Poids Et Mesures (Weights and Measures)
- 1.11 Glossary
- 1.12 Reference / Bibliography/Suggested Readings
- 1.13 Terminal Questions

1.1 Objective

After reading this unit you should be able to:

1. To learn the pronunciation and the accents in French.
2. To understand the Subject Pronouns and French verbs and their conjugations.
3. To know about French numbers and time
4. To know common greetings and able to express weight and measures in French.

1.2 The Alphabet and Their Pronunciation

The French Alphabet		L'alphabet (Pronunciation)	français
A	a	A	
B	b	Bé	
C	c	Cé	
D	d	Dé	
E	e	E	

Basics of French Language

F	f	Ef
G	g	Jé
H	h	Ash
I	i	I
J	j	Ji
K	k	Ka
L	l	El
M	m	Emm
N	n	Enn
O	o	O
P	p	Pé
Q	q	Ky
R	r	Err
S	s	Es
T	t	Té
U	u	Eu
V	v	Vé
W	w	Double vé
X	x	Iks
Y	y	I-grek
Z	z	Zéd

VOWELS:(Les voyelles) - There are six Vowels in French Language –

a, e, i, o, u, y.

„h“ is the vowel mute. „H“ is not pronounced in French and normally silent. It is usually followed by another vowel.

Example :hôtel (hotel) [O-T-E]

CONSONANTS- There are nineteen consonants in French Language-

B, C ,D, F ,G ,J ,K, L, M, N, P,
Q ,R, S, T, V ,W ,X, Z.

- If French alphabet C is followed by a,o,u ; it is pronounced as (KA,KU) .
- If French alphabet C is followed by e,i,y ; it is pronounced as (SI) .

Example: Commencer (C -O-M-A-N-S-E)

- If French alphabet G is followed by a,o,u ; it is pronounced as (GA, GU)
- If French alphabet G is followed by e,i,y ; it is pronounced as (JE,JI) .

Example: Garçon (G-A-R-S-O)(Here C is pronounced as S due to assent

La cédille ç on c .

Basics of French Language

Silent letters: In French certain letters are not pronounced depending on their position in the words:

- If a French word is ending with consonant and that consonant is preceded by a vowel, then that consonant is not pronounced.

Example: Tabac (T-A-B-A) ; Assez(A-S-E)

- When masculine nouns and adjectives are converted to feminine by adding an -e the preceding consonant will be sounded/pronounced.

Example: *étudiant* [E-T-U-D-I-A],---*étudiante* [E-T-U-D-I-A-T]
(Student)

Petit (P-E-T-I), *Petite* (P-E-T-I-T), (small)

- In French the word *ille* combinedly pronounced as *EE*

Example:Mille (M-E-E)

- All the nouns in French language are either masculine or feminine. There is no neutral gender. Normally a French noun ending with *e* is feminine. This is not universally applicable. Some exceptions do exist. Two French feminine nouns are given below:

Example: Actrice (actress); Maison (House)

ÉLISION(Elision): Usually when a word ends with a vowel and the next word begins with vowel, then last vowel of first word is dropped (elided) and it is replaced by an apostrophe.

Example: Le homme (the man) : e is dropped or elided = L'homme

La heure (the hour) : a is elided = L'heure

Si il (if he) : I is elided = S'il

LES SIGNES DE PUNCTUATION (PUNCTUATION MARKS)

Punctuation marks in the French language are used in a similar way of English language, but the dash or *tiret* commonly serves to denote a change in the speaker in a written dialogue.....

For example: -C'est vous (It is you)

-rien (nothing).

Basics of French Language

The following punctuation marks are used in dictation practice:

- (.) - le point (the full-stop)
- (,) – la virgule (the comma)
- (;) – le point et virgule (the semi-colon)
- (:) – les deux points (the colon)
- (?) – le point d'interrogation (the question mark)
- (-) – le trait d'union (the hyphen)
- (—) – le tiret (the dash)
- () – la parenthese (the brackets)

1.3 LES ACCENTS (THE ACCENTS) ou (or) LES SIGNES ORTHOGRAPHIQUES (ORTHOGRAPHIC SIGNS)

L'accent aigu: The **aigu (acute) accent** (é) points to the right and upward. It generally put above the letter *e* and it changes the letter's pronunciation to *ay*—for example, *Médecin* (*doctor*), (M-E-D-S-O); *Marché* (*market*).

L'accent grave: The **grave accent** (è) points to the left and upward. It can appear over vowel- a, e and u, but it only alters pronunciation when over the letter *e*. e with grave accents is always pronounced EHH, like the e in the English word *set*.
Examples:

- Très (*very*); Deuxième (*in second place*).

When grave accent is put on a and u, the pronunciation does not change, but its meaning is changed.

For example: *ou* in French means (or) and *où* means (where), Similarly à means (at or to).

La cédille: In French, the **cedilla** is a little tail under the letter *c*: ç. It is used to give the c an s sound instead of a hard k sound (when C is followed by a or o in a word—for example:

- Garçon (*boy*); Français (*the French language*)

Le tréma: The **tréma** looks like two dots above a letter. It's usually placed above the second of two consecutive vowels when both vowels are to be pronounced separately.

- Jamaïque (*Jamai- ca*); Noël (*Nö-EL*)

Le circonflexe: The **circonflexe** looks like a little pointed hat over vowels. It doesn't change pronunciation, but it must be included in written French.

Basics of French Language

- Forêt (forest); Hôtel (hotel)

Le trait d'union (-)-This hyphen, is used to connect words

Avez-vous?

A-t-elle?

L'apostrophe (')-This sign indicates the omission of a vowel.

L'heure instead of La heure

L'ami instead of Le ami

1.4 PRONOMS SUJETS (SUBJECT PRONOUNS)

A sentence normally consists of subject and verb. Further object can be added to it. Subject pronouns indicate who or what is performing the action of a verb. They act as the subject of verbs. They may be singular or plural, masculine or feminine to agree with the noun (subject) they replace.

In French different subject pronouns are determined by number and person.

- Number is divided into —singular (one) and —plural (more than one).
- Person includes —first person (the speaker), —second person (the listener), and —third person (neither the speaker nor the listener).

Thus, with two numbers and three persons, there are a total of six grammatical persons, each of which has at least one subject pronoun:

Sujet Pronom (Subject Pronoun)

Sujet Pronom (Subject Pronoun)	Singulier (Singular)		Pluriel (Plural)	
	English	French	English	French
Première personne (1st person)	I	Je*	We	Nous
Deuxième personne (2nd person)	you	Tu	You	Vous
Troisième personne (3rd person)	He/ It	Il / Ce*	They	Ils
	She	Elle	They	Elles

* _Je' and _Ce' will be written as J' or C' if it is followed by vowel.

Example :J'ai , C'est)

Basics of French Language

Difference between French Subject „Tu“ and „Vous“: The distinction between *tu* and *vous* is observed on verb conjugations, adjectives, and pronouns. But more than that, the choice of *tu* or *vous* is a matter of etiquette. It explains the relationship between two people and how they interact, and using the wrong pronoun can have negative consequences. In English, the second person subject pronoun is always —you, but French has two words: *tu* and *vous*. *Tu* is the informal *you*, while *Vous* is the formal *you*. **Tu** is informal and always singular, while **vous** is formal and can be used both singular and/or plural. If one is talking to more than one person, it doesn't matter what ever relationship it may be formal or informal – **vous is always used**. It is only while talking to a single person, the choice must be made between *tu* and *vous*. The informal, singular subject pronoun *tu* indicates an intimate, amicable, and/or equal relationship between two people, and as such it is used with family, friends, lovers, colleagues, and classmates. *Tu* is also used when talking to God, children, animals, and inanimate objects. Using *tu* with someone who doesn't fit any of these categories is likely to cause offense.

1.5 CHANGE OF GENDER

In general, we can make the feminine of the word by adding -e to the masculine adjective.

Example- Petit-Petite (Small), Client-Cliente(Client)

2- If in an adjective, last word ends in an –e mute, then there is no change.

Example-Jeune-Jeune (Young). This word denotes both masculine and feminine.

3- Doubling of the last consonants of the words.

Example- Gros-Grosse(Thick/Fat)

Bon-Bonne (Good)

Indien-Indienne (Indian)

Gentil-Gentille(Gentle)

4- Grave accent on the-e

Cher-chère(Dear)

5- Modification of the final consonants in last words.(F-Ve),(Eur-Euse),(C-Che),(Eau-Elle)

Example-Actif-Active

Sportif-Sportive

Basics of French Language

Vendeur-Vendeuse (Seller)

Blanc-Blanche (White)

Beau-Belle (Beautiful)

Nouveau-Nouvelle (New)

1.6 LES VERBES (THE VERBS)

Verbs are action words that express the action (He speaks/We play) or state of being (I am student) of a sentence. They are one of the key parts of speech. French verbs have to be —conjugated or —inflected. They are changed according to different subjects in different forms. There are six different conjugations for each verb for each tense and mood according to two numbers and three persons.

The basic form of a verb in French is called the infinitive and it is also the name of the verb. The English infinitive is —to followed by a verb, while the French infinitive is a single word with one of three infinitive endings with: „er“, „ir“ and „re“.

The verbs in French ending with „er“ are normally known as regular verbs and followed similar pattern of conjugation with different subjects in simple present tense as given below:

While conjugating with subject Je- „er“ is replaced by „e“;

While conjugating with subject Tu -„er“ is replaced by „es“;

While conjugating with subject Il or Elle or any third person singular subject - „er“ is replaced by „e“;

While conjugating with subject Nous- „er“ is replaced by „ons“;

While conjugating with subject Vous -„er“ is replaced by „ez“;

While conjugating with subject Ils or Elles or any third person plural subject „er“ is replaced by „ent“

Some French verbs like „Aller“ (to go) ends with -„er“, but it is an irregular verb. For irregular verbs there is no specific pattern/rule of conjugation. One has to remember or practice these conjugations of verbs to apply in framing French sentences.

Basics of French Language

Example: Conjugation of regular French verb „Jouer“(To play) in simple *présent*(present) tense with different subjects:

Sujet Pronom (Subject Pronoun)	Conjugation of regular French verb „Jouer“(To play)			
	Singulier (Singular)		Pluriel (Plural)	
	English	French	English	French
Première personne (1st person)	I Play	Je Joue	We Play	Nous Jouons
Deuxième personne (2nd person)	You Play	Tu Joues	You play	Vous Jouez
Troisième personne (3rd person)	He Plays	Il Joue	They play	Ils Jouent
	She plays	Elle Joue	They play	Elles Jouent

Example : Conjugation of regular French verb „Aimer“(To love) in simple *présent*(present) tense with different subjects:

Sujet Pronom (Subject Pronoun)	Conjugation of regular French verb „Aimer“(To love)			
	Singulier (Singular)		Pluriel (Plural)	
	English	French	English	French
Première personne (1st person)	I Love	J’aime	We Love	Nous aimons
Deuxième personne (2nd person)	You Love	Tu aimes	You Love	Vous aimez
Troisième personne (3rd person)	He Loves	Il aime	They Love	Ils aiment
	She Loves	Elle aime	They Love	Elles aiment

AUXILIARY VERB OR HELPING VERB IN FRENCH

In French, when constructing compound **tenses**, such as the **passé composé (past tense)**, we use auxiliary verbs, also known as helping verbs. In French, there are two auxiliary verbs. They are **être** (eh-truh), which means 'to be,' and **avoir** (ah-vwar), which means 'to have.' The verbs *avoir* and *être* are important verbs in the French

Basics of French Language

language. we use them to construct the compound tenses. *Avoir* and *être* are also used as main verbs in certain situations. They are categorized as irregular verb.

Usage as a Main Verb

- referring to possession
Example: Elle a une voiture. (She has a car)
- when talking about age
Example: J'ai 25ans. (I am 25 yearsold)
- with adjectives
Example: Tu es jeune. (You are Young)
- when identifying things/people (description, nationality, professions, ...)
Example: Il est français. (He is French)
Il est professeur. (He is professor)
- for dates and times
Example: Il est 10heures. (It is ten O'clock).

Usage as an Auxiliary Verb in the passé compose (past tense)

Elle est née .(She was born)

J'ai mangé. (I ate)

Example : Conjugation of Auxiliary verbs: être (to be)-in simple présent (present) tense with different subjects:

Sujet Pronom (Subject Pronoun)	Conjugation of Auxiliary verbs: être (to be)			
	Singulier (Singular)		Pluriel (Plural)	
	English	French	English	French
Première personne (1st person)	I am	Je suis	We are	Nous sommes
Deuxième personne (2nd person)	You are	Tu es	You are	Vous êtes
Troisième personne (3rd person)	He is	Il est	They are	Ils sont
	She is	Elle est	They are	Elles sont

Basics of French Language

Example: Conjugation of Auxiliary verbs: avoir(to have/has)-in simpleprésent(present) tense with different subjects:

Sujet Pronom (Subject Pronoun)	Conjugation of Auxiliary verbs: avoir (to have/has)			
	Singulier (Singular)		Pluriel (Plural)	
	English	French	English	French
Première personne (1st person)	I have	J'ai	We have	Nous avons
Deuxième personne (2nd person)	You have	Tu as	You have	Vous avez
Troisième personne (3rd person)	He has	Il a	They have	Ils ont
	She has	Elle a	They have	Elles ont

Difference between French subject: „Nous“ and „On“

In French, there are two subject pronouns to express „we“: „nous“ and „on“. „Nous“ is strictly "we," indicating a specific group of people about whom we are speaking. „On“ is significantly less formal than nous, but can be used interchangeably in most normal conversations. Subject „On“ takes the conjugation of verb of 3rd person singular (He/Il).

Example: Nous sommes Indiens. (We are Indians)

On est Indiens. (We are Indians)

CHECK YOUR PROGRESS-1

1. Écrivez la prononciation des mots .(Write the pronunciation of the following words).

- a) A
- b) E
- c) H
- d) J
- e) R
- f) T
- g) V
- h) W
- i) X
- j) Y
- k) Z

Basics of French Language

2. Correzpondez aux mots avec leursprononciations. (Match the words with their pronunciations).

- a. B Cé
- b. C Bé
- c. K I-grec
- d. N O
- e. O Enne
- f. YKa

3. Complétez avec _Tu' ou _Vous'.(Complete the sentence with _Tu' or

- _Vous'. A- ...habitesà Delhi?
B- es Anglais.
C- Je connais
D- êtes chanteur.
E- connaissez la France.

1.7. LES NOMBRES(THE NUMBERS): CARDINAL – ORDINAL

A **Cardinal Number** is a **number** that says how many of something there are, such as one, two, three, four, five etc. An **Ordinal Number** is a **number** that tells the position of something in a list, such as 1st, 2nd, 3rd, 4th, 5th etc. Most **ordinal numbers** end in "th" except for: one ⇒ first (1st) in English. But in French it normally ends with _ième' as listed below.

The Numbers (Counting from 0 (Zéro) to 100 (Cent) in French

0	Zéro
1	Un
2	Deux
3	Trois
4	Quatre
5	Cinq
6	Six
7	Sept
8	Huit
9	Neuf
10	Dix
11	Onze
12	Douze
13	Treize
14	Quatorze
15	Quinze

Basics of French Language

16	Seize
17	Dix-sept
18	Dix-huit
19	Dix-neuf
20	Vingt
21	Vingtet un
22	Vingt- deux
23	Vingt- trois
24	Vingt- quatre
25	Vingt- cinq
26	Vingt -six
27	Vingt -sept
28	Vingt -huit
29	Vingt -neuf
30	Trente
31	Trenteetun
32	Trente- deux
33	Trente- trois
34	Trente- quatre
35	Trente- cinq
36	Trente- six
37	Trente- sept
38	Trente- huit
39	Trente- neuf
40	Quarante
41	Quaranteet un
42	Quarante- deux
43	Quarante- trois
44	Quarante- quatre
45	Quarante- cinq
46	Quarante- six
47	Quarante- sept
48	Quarante- huit
49	Quarante- neuf
50	Cinquante
51	Cinquanteetun
52	Cinquante- deux
53	Cinquante- trois
54	Cinquante- quatre
55	Cinquante- cinq
56	Cinquante- six
57	Cinquante- sept
58	Cinquante- huit
59	Cinquante- neuf
60	Soixante
61	Soixante et un
62	Soixante- deux
63	Soixante- trois

Basics of French Language

64	Soixante- quatre
65	Soixante- cinq
66	Soixante- six
67	Soixante- sept
68	Soixante- huit
69	Soixante -neuf
70	Soixante -dix
71	Soixanteettonze
72	Soixante- douze
73	Soixante -treize
74	Soixante –quatorze
75	Soixante –quinze
76	Soixante –seize
77	Soixante-dix-sept
78	Soixante-dix-huit
79	Soixante-dix-neuf
80	Quatre-vingts
81	Quatre-vingt-un
82	Quatre-vingt-deux
83	Quatre-vingt-trois
84	Quatre-vingt-quatre
85	Quatre-vingt-cinq
86	Quatre-vingt-six
87	Quatre-vingt-sept
88	Quatre-vingt-huit
89	Quatre-vingt-neuf
90	Quatre-vingt-dix
91	Quatre-vingt-onze
92	Quatre-vingt-douze
93	Quatre-vingt-treize
94	Quatre-vingt-quatorze
95	Quatre-vingt-quinze
96	Quatre-vingt-seize
97	Quatre-vingt-dix-sept
98	Quatre-vingt-dix-huit
99	Quatre-vingt-dix-neuf
100	Cent

200= Deux Cents,300=Trois Cents

1000= Mille , 1,000,000= Un million.

Ordinal Number in French

First	Premier/ière
Second	Deuxième
Third	Troisième
Fourth	Quatrième

Basics of French Language

Fifth	Cinquième
Sixth	Sixième
Seventh	Septième
Eighth	Huitième
Ninth	Neuvième
Tenth	Dixième
Eleventh	Onzième
Twelfth	Douzième
Thirteenth	Treizième
Fourteenth	Quatorzième
Fifteenth	Quinzième
Sixteenth	Seizième
Seventeenth	Dix-septième
Eighteenth	Dix-huitième
Nineteenth	Dix-neuvième
Twentieth	Vingtième

1.8 HOW TO TELL TIME IN FRENCH

Telling time in French is not very difficult, but it requires a little bit more thought than telling time in English. **By Knowing French numbers from 1-59, one can tell time in terms of hours and minutes in French.**

- 15, 30, 45: quinze, trente, quarante-cinq.

By Using French statement "*Quelle heure est-il?*" means "What time is it?"one can ask for the time in French.

The answer will be "Il est _____ heure," to tell the hour.

For example, two o'clock is "deux heures, and five o'clock is "cinq heures.

- 02.00-- Il est deux heures
- 03.00-- Il est trois heures
- 11.00-- Il est onze heures
- 16.00-- Il est seize heures

Add minutes after "heure." In French, the literal translation of 3:15 is "three hours fifteen." Thus, to say 3:15 in French one would say, "il est trois heures quinze." or "Il est trois heures et quart."

4:27 -- Il est quatre heures vingt-sept.

10:12 -- Il est dix heures douze.

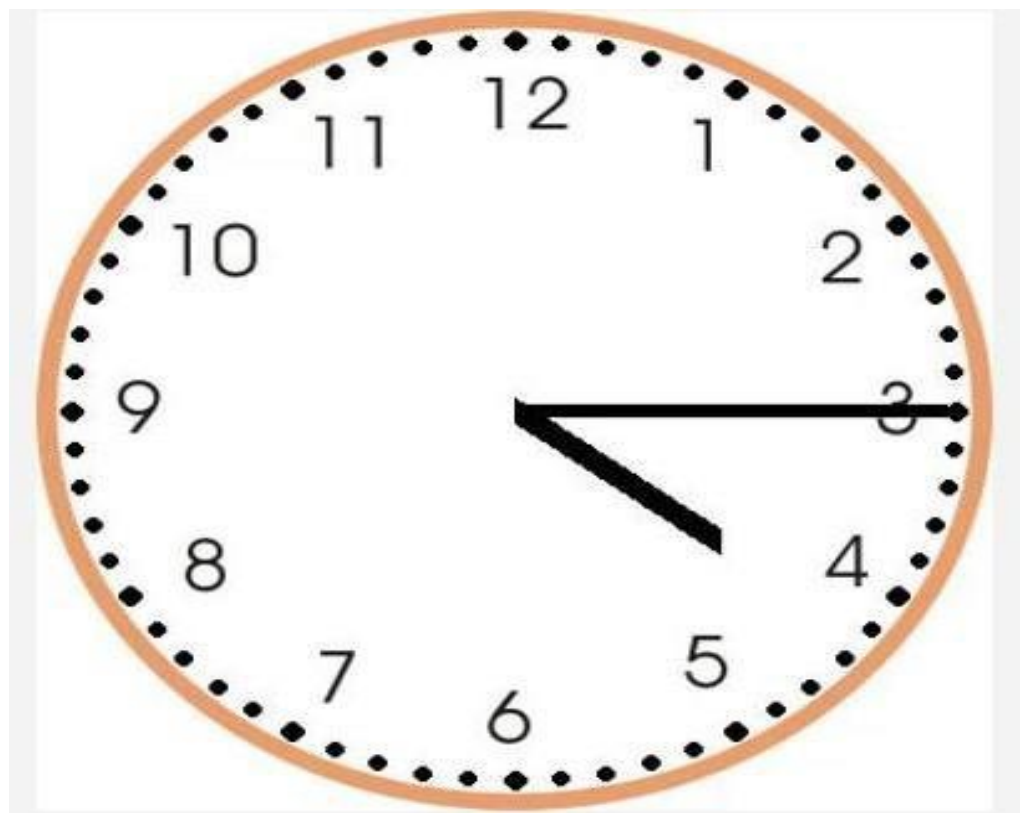
Basics of French Language

19:30 -- Il est dix-neuf heures trente. (dix-neuf heures et demie)

12.00--Il est douze heures. (Il est midi)

00.00- Il est minuit. (Il est zéro heure.)

Shortand popular terms for common times. Half-hours or 30 minutes ("demie") and quarter hours or 15 minutes is denoted by words ("demie") and ("quart"), after "heure" along with "et" (the French word for "and"). Thus, one can say 4:15 'clock in French as, "il est quatre heures et quart."



Il est quatre heures et quart.



Il est deux heures et demie. (Il est deux heures trente)

8.15-- Il est huit heures et quart. (Il est huit heures quinze)

8.30--Il est huit heures et demie. (Il est huit heures trente)

20.15--Il est vingt heures et quart. (Il est vingt heures quinze)

20.30--Il est vingt heures et demie. (Il est vingt heures trente)

Use of "moins" to denote the minutes until an hour. In English, we might say 6:45 as, "it is quarter-to seven," or 12:50 as, "10 'ten minuit less one." The French do the same thing using the word "moins," which means "minus" in English. So, to say 6:45, we might say, "Il est sept heures moins le quart.

7.45-- Il est huit heures moins le quart. (Il est sept heures quarante cinq.)

10.45--Il est onze heures moins le quart. (Il est dix heures quarante cinq.)

06.55--Il est sept heures moins cinq. (Il est six heures Cinquante cinq.)

Les Moments De La Journée (Moments of the Day)

Matin-Morning;

Midi -Noon

Après-midi- Afternoon

Soir- Evening

Minuit-Midnight

1.9 FORMULES DE POLITESSE (BASIC GREETINGS)

Some of the basic greetings in French are listed below in box:

In French	In English
Some Common Greetings	
Salut	Hi!
À plus tard	See you later.
Bonjour!	Good morning!
Bonsoir!	Good evening!
Bonne nuit!	Good night
S'il vous plaît	Please (formal version)
S'il te plaît	Please (informal version)
Comment ça va? Ou Ça va?	How is it going? or How do you do?
Comment allez vous?	How is it going? or How do you do?
Pardon!	Excuse me!, sorry!
Enchanté or Enchantée	Nice to meet you.
Très heureux!	Pleasure!
Introducing yourself in French	
Je m'appelle...	I call myself..., or my name is...
Comment vous appelez-vous?	How do you call yourself? Or What is your name? (formal)
Comment tu t'appelles?	How do you call yourself? Or What is your name? (informal)
Expression of politeness in French	
Merci!	Thank you!
De rien	Not at all! no problem!
Je vous en prie	You are welcome (formal)
Excusez-moi!	Excuse me.
Je suis désolé	I am sorry.
Pardon!	Excuse me! sorry!
Vous permettez?	Do you mind?
Après vous!	After you!
Saying goodbye in French	
Au revoir!	Bye!
À plus tard!	See you later!
À tout à l'heure	See you soon!, see you in a while!
À bientôt!	See you soon!
À demain!	See you tomorrow!
À tout de suite!	See you in a second, See you in a little while!
Bonne journée!	Have a good day!
Bon courage!	Good luck!
Bonne chance!	Good luck!
Bonne route!	Have a good journey! safe Journey!

Basics of French Language

Bonne vacance!	Have a nice holiday!
Bon voyage!	Have a nice trip/Journey!
Bon appétit!	Have a good appetite!
Santé!	Cheers!
Oui	Yes
Non	No
Un peu	A little
Bon	Well
Bien sûr	Sure
D'accord	Agree
À propos	By the way
Seasonal greetings	
Joyeux Noël!	Merry Christmas!
Joyeux Noël à vous!	Merry Christmas to you !
Bonne année!	Happy New Year!
"Joyeuses fêtes!"	"Season's Greetings!"
Bonnes Pâques!	Happy Easter!
Bon anniversaire!	Happy Birthday! or Happy anniversary!
Joyeux anniversaire!	Happy Birthday!

Asking and answering some common questions in French	
In French	In English
Très bien, merci.	Fine, thanks.
Ça va .Et vous?	I am fine and what about you?
Je vais bien, merci.	I am fine, thanks .
Assez bien.	ok
Ça va . Et toi?	I am fine and what about you?
Pas de problème	No problem. It is Okay.Do not worry.

Common words/statements	
Où est la école?	Where is the school?
Voilà.	There is.
Voici.	Here is.
Qu'est-ce que c'est?	What is this?
Je t'aime.	I love you.
Je ne sais pas.	I do not know.
Parlez vous français?	Do you speak French?
Non.	No
Je ne comprends pas.	I do not understand

1.10 POIDS ET MESURES (WEIGHTS AND MEASURES)

English	French
Gram	Gramme
Kilogram	Kilogramme
100kg	Quintal
Miligram	Milligramme
Ton	Tonne
Kilometer	Kilomètre
Meter	Mètre
Decimeter	Décimètre
Centimeter	Centimètre
Milimeter	Millimètre
Liter	Litre
Gallon	Hectolitre
Deciliter	Décilitre
Centiliter	Centilitre
Cubic feet	Stère
Half kilo	Demi kilo
Weight	Poids
Size	Taille
Kilometer square	Kilomètrescarrè
Centimeter square	Centimètrescarrè
Metre square	Mètrescarrè
Centimeter cube	Centimètre cube
Metre cube	Mètre cube
To weight	Peser
To calculate	Calculer
To count	Compter
To share	Partager
A little	Un peu
Few	Peu de
Several	Plusieurs
Enough	Assez de
Half	La moitié
Too much	Trop de
A quarter	Un quart
A third	Un tiers
Numerous	Nombreux
Innumerable	Innombrable
Most	La plupart
Less	Moins de
More	Plus
The whole	Toute le
A lot	Beaucoup

Basics of French Language

CHECK YOUR PROGRESS – II

1. Les mots cachés. Retrouvez les noms de nombres. (Hidden words. Find the names of numbers.)

D	Q	U	A	T	R	E	D
I	O	N	Z	E	S	T	E
X	K	C	R	Z	E	R	U
H	U	I	T	É	I	E	X
S	N	N	R	R	Z	N	N
E	E	Q	O	O	E	T	M
P	U	L	I	Z	Y	E	L
T	F	Y	S	I	X	A	B

2. Écrivez la prononciation du Nombres. (Write the pronunciation of the following Numbers.)

- a. 0
- b. 6
- c. 19
- d. 20
- e. 30
- f. 60
- g. 69
- h. 80
- i. 85
- j. 90
- k. 100

3. Traduisez en français. (Translate in to French)

- A. It is 10.30 hrs.
- B. It is 12.00 hrs.
- C. It is 01.15 hrs.
- D. It is 03.45 hrs.
- E. It is 06.50hrs.
- F. It is 23.00 hrs.
- G. It is 24.00 hrs.
- H. It is 07.10 hrs.

4. Traduisez en français. (Translate in to French)

- a) How are you?
- b) Excuse me
- c) I am sorry.
- d) How do you call yourself? (formal)
- e) Happy to meet you!
- f) Have a good day!
- g) Happy Birthday!
- h) Happy New Year!

1.11 GLOSSARY

PRONOMS SUJETS (SUBJECT PRONOUNS): Subject pronouns indicate who or what is performing the action of a verb. They act as the subject of verbs. They may be singular or plural, masculine or feminine to agree with the noun (subject) they replace. In French different subject pronouns are determined by number and person. Number is divided into —singular (one) and —plural (more than one). Person includes —first person (the speaker), —second person (the listener), and —third person (neither the speaker nor the listener).

LES VERBES (THE VERBS) : Verbs are action words that express the action or state of being of a sentence. They are one of the key parts of speech. French verbs have to be —conjugated or —inflected. They are changed according to different subjects in different forms. There are six different conjugations for each verb for each tense and mood according to two numbers and three persons. The basic form of a verb in French is called the infinitive and it is also the name of the verb.

LES NOMBRES (THE NUMBERS)-CARDINAL: A Cardinal Number is a **number** that says how many of something there are, such as one, two, three, four, five etc.

LES NOMBRES (THE NUMBERS): CARDINAL – ORDINAL: An Ordinal Number is a **number** that tells the position of something in a list, such as 1st, 2nd, 3rd, 4th, 5th etc. Most **ordinal numbers** end in "th" except for: one ⇒ first (1st) in English. But in French it normally ends with *'-ième'* as listed below.

1.12 REFERENCE / BIBLIOGRAPHY/SUGGESTED READINGS

- Batchelor ,R.E and Offord, M.H., *Using French*, Press Syndicate of Cambridge: The Pitt Building, Trumpington Street, Cambridge .
- Bhattacharya, S.,(2005), *French for Hotel Management & Tourism Industry*, Frank Bros. & Co. (Publishers) Ltd., New Delhi

Basics of French Language

- Catherine Lobo & Sonali Jadhav, *Basic French Course for The Hotel Industry*
- François Makowski, (2000), *French made easy*, Goyal Publishers (P) Ltd. Delhi.
- Jenny Ollerenshaw and Stephanie Rybak (2003), *Breakthrough French 3*, Palgrave Macmillan Houndmills, Basingstoke, Hampshire, UK.
- Larousse (2011), *A Complete French Grammar*.
- Larousse *Compact Dictionary: French-English/ English-French*.
- Mauger, G., and Bruézière (1980), *Le français et la vie, The French Book Centre, New Delhi*.
- Mauger, G., *Cours de Langue et de Civilisation Françaises, Hachette, Paris*
- Philippe Dominique, Michèle Verdelhan and Michel Verdelhan (1982), *Sans Frontiers: Méthode De Français, Part 1 & Part 2*, CLE INTERNATIONAL, Paris and f b c, New Delhi.
- Philippe Dominique, Jacky Girardet, Michèle Verdelhan and Michel Verdelhan (1999), *Le Nouveau Sans Frontiers: Méthode De Français, Part 1 & Part 2*, CLE INTERNATIONAL, Paris and GOYL SaaB, Delhi.
- Stephanie Rybak, (2003), *Breakthrough French 1*, Palgrave Macmillan Houndmills, Basingstoke, Hampshire, UK.
- Stephanie Rybak, (2003), *Breakthrough French 2*, Palgrave Macmillan Houndmills, Basingstoke, Hampshire, UK.
- Talukdar, A., (2006), *Parlez a' l' hotel!*, Aman Publications, Delhi.

Websites:

<https://www.lawlessfrench.com/grammar/>

<https://www.frenchconjugation.com/verbs/>

<https://www.frenchtoday.com>

<https://frenchtogether.com/french-adjectives/>

1.13 TERMINAL QUESTIONS

1. Explain different accents of French.
2. Explain the Pronoms Sujets (Subject Pronouns) in French. Also explain the difference between 'Vous' and 'Tu' and 'Nous' and 'On'.
3. Explain Auxiliary Verb or Helping Verb in French.
4. Write down some Common Greetings in French.

UNIT: 02

CONJUGATION OF FIRST GROUP OF VERBS

STRUCTURE:

- 2.1 Objectives
- 2.2 Conjugation of First Group of Verbs
- 2.3 Les Articles Définis Et Indéfinis (The Definite and Indefinite Articles)
- 2.4 Self Introduction and Introducing Others
- 2.5 Days of The Week; Months of The Year and Date
- 2.6 Nom Des Légumes En Français (Name of Vegetables in French)
- 2.7 Nom Des Fruits En Français (Name of The Fruits In French)
- 2.8 Glossary
- 2.9 Answer To Check Your Progress
- 2.10 Reference / Bibliography/Suggested Readings
- 2.11 Terminal Questions

2.1. OBJECTIVE:

After reading this unit you should be able to:

- To learn the conjugations of first group of verbs in French.
- To understand the definite and indefinite articles.
- To know about Days of the week; Months of the year and Date in French
- To know how to present and introduce self and another person.

2.2 CONJUGATION OF FIRST GROUP OF VERBS

As discussed in Unit-1, there are two types of a verb in French-Regular and Irregular verbs. Verbs are grouped into three types ending with -er, -ir and -re.

The verbs in French ending with „er“ (except aller), are normally known as **regular first group of verbs** and followed similar pattern of conjugation with different subjects **in simple present tense** as given below:

While conjugating with subject Je- „er“ is replaced by „e“;

While conjugating with subject Tu -„er“ is replaced by „es“;

Basics of French Language

While conjugating with subject Il or Elle or any third person singular subject - „er“ is replaced by „e“;

While conjugating with subject Nous- „er“ is replaced by „ons“;

While conjugating with subject Vous - „er“ is replaced by „ez“;

While conjugating with subject Ils or Elles or any third person plural subject „er“ is replaced by „ent“.

In order to **conjugate** a regular **-er verb**, in simple present tense the **-er** of the infinitive is omitted to get the stem. Then the six present tense **endings** specific to **-er verbs**: -e, -es, -e, -ons, -ez, -ent, according to the subject is added.

Some Common French Regular Verbs ending with -ER

Here is the list of some common regular verbs ending with -er. They all have the same conjugation patterns as discussed above.

- | | |
|-----------------------------------------|------------------------------------|
| 1) Accepter – to accept | 20) Désirer-To desire |
| 2) Adorer- to adore | 21) Danser - to dance |
| 3) Aimer-To Love | 22) Déjeuner-To take lunch |
| 4) Annuler – to cancel | 23) Dîner - To take Dinner |
| 5) Apporter – to bring | 24) Demander - to ask for |
| 6) Arriver - to arrive | 25) Dépenser - to spend
(money) |
| 7) Attraper – to catch | 26) Détester - to hate |
| 8) Arrêter-to stop,/to turn off | 27) Donner - to give |
| 9) Acheter-To purchase | 28) Écouter - to listen to |
| 10) Bavarder – to chat | 29) Emprunter – to borrow |
| 11) Casser – to break | 30) Enlever – to remove |
| 12) Commander – to order | 31) Exprimer – to express |
| 13) Couper – to cut | 32) Embrasser-To embrace |
| 14) Chanter - to sing | 33) Étudier - to study |
| 15) Changer-to change | 34) Fermer - to close |
| 16) Chercher - to look for/to
search | 35) Fumer-To smoke |
| 17) Commencer - to begin | 36) Gagner – to win, to earn |
| 18) Côter – To cost | 37) Garder – to keep |
| 19) Dessiner – to draw | 38) Goûter - to taste |

Basics of French Language

- 39) *Habiter* – to live
- 40) *Jouer* - to play
- 41) *Laver* - to wash
- 42) *Manger* - to eat
- 43) *Marcher*-to walk
- 44) *Nager* - to swim
- 45) *Parler* - to talk, to speak
- 46) *Payer/Paier*-to pay
- 47) *Peser*-to weigh
- 48) *Passer* - to pass, spend
(time)
- 49) *Porter* - to wear, to carry
- 50) *Préférer*- to prefer
- 51) *Présenter*-to present
- 52) *Prêter* – to lend
- 53) *Oublier* – to forget
- 54) *Ranger*-To arrange
- 55) *Rencontrer* – to meet by
chance
- 56) *Refuser* – to refuse
- 57) *Regarder*-to watch
- 58) *Rester* – to stay, to remain
- 59) *Rêver* - to dream
- 60) *Saluer* – To Greet
- 61) *Sauter* – to jump
- 62) *Skier* - to ski
- 63) *Téléphoner* – to telephone
- 64) *Tomber* – to fall
- 65) *Travailler* - to work
- 66) *Trouver* - to find
- 67) *Utiliser* – To Use
- 68) *Visiter* – to visit a place
- 69) *Voler* - to fly, to steal

Basics of French Language

i) **Conjugation of regular French verb „Écouter-To hear“ in simple *présent*(present) tense with different subjects:**

Sujet Pronom (Subject Pronoun)	Conjugation of regular French verb „Écoute			
	Singulier (Singular)		Pluriel (Plural)	
	English	French	English	French
Première personne (1st person)	I hear/listen	J'écoute	We hear/listen	Nous écoutons
Deuxième personne (2nd person)	You hear/listen	Tu écoutes	You hear/listen	Vous écoutez
Troisième personne (3rd person)	He hears/listens	Il écoute	They hear/ listen	Ils écoutent
	She hears/listens	Elle écoute	They hear/ listen	Elles écoutent

ii) **Conjugation of verb „Parler“-„To speak“ in present tense**

Je parle- I speak
 Tu parles- You speak
 Il/Elle parle- He speaks/She speaks
 On Parle- We speak
 Nous parlons- We speak
 Vous parlez- You speak
 Ils/Elles parlent- They speak

iii) **Conjugation of verb „Chanter“-„To sing“ in present tense**

Je chante – I sing
 Tu chantes -You sing
 Il/Elle chante -He/She sings
 On chante - We sing
 Nous chantons- We sing
 Vous chantez- You sing
 Ils/Elles chantent-They sing

iv) **Conjugation of verb „Manger“-„To eat“ in present tense**

Basics of French Language

Je mange	-I eat
Tu manges	- We eat
Il/Elle mange	-He/She eats
On mange	-We eat
Nous mangeons*	-We eat
Vous mangez	-You eat
Ils/Elles mangent	-They eat

*Note- In the conjugation with subject Nous, er is replaced by eons instead of ons for maintaining the pronunciation (J-O) instead of (G-O), as the original pronunciation of infinitive form of verb is (M-A-N-J-E)

v) Conjugation of verb „*Travailler*’ - ‘to work’ in present tense

Je travaille	-I work
Tu travailles	-You work
Il/Elle travaille	-He/She works
On Travaille	-We work
Nous travaillons	-We work
Vous travaillez	-You work
Ils/Elles travaillent	-They work

vi) Conjugation of verb „*Commencer*’ –, to begin’ in present tense

Je commence	-I start/commence
Tu commences	-You start/commence
Il/Elle commence	-He/She starts/commences
On commence	-We start/commence
Nous commençons*	-We start/commence
Vous commencez	-You start/commence
Ils/Elles commencent	-They start/commence

*Note- In the conjugation with subject Nous, **cé**dille under the letter c -i.e.(ç) is used to give the c an s sound instead of k sound for maintaining the

Basics of French Language

pronunciation (S-O) instead of (K-O), as the original pronunciation of infinitive form of verb is (C-O-M-O-N-C-E)

vii) Conjugation of verb „Donner ’ –,, to give“ in present tense

Je donne	-I give
Tu donnes	-You give
Il/Elle donne	-He/She gives
On donne	-We give
Nous donnons	-We give
Vous donnez	-You give
Ils/Elles donnent	-They give

viii) Conjugation of verb „acheter ’ –,, to purchase“ in present tense

J’achète	-I purchase
Tu achètes	-You purchase
Il/Elle achète	-He/She purchases
On achète	-We purchase
Nous achetons	-We purchase
Vous achetez	-You purchase
Ils/Elles achètent	-They purchase

ix) Conjugation of verb „Préférer ’ –,, to prefer“ in present tense

Je Préfère	-I prefer
Tu Préfères	-You prefer
Il/Elle Préfère	-He/She prefers
On Préfère	-We prefer
Nous Préférons	-We prefer
Vous Préférez	-You prefer
Ils/Elles Préfèrent	-They prefer

FRENCH PRONOMINAL/REFLEXIVE VERB

—**Pronominal** is an adjective and, it means with pronoun. **Pronominal verbs** have a special pronoun before the verb: —**me, te, se, nous, vous, se** (in addition to the subject

Basics of French Language

pronoun —je, tu, il, elle, on, nous, vous, ils, elles) .—Reflexive verb is also an alternative name for —pronominal verb.—Reflexive is an adjective which means —reflecting. It tells about the action on one self which means the action is carried out on the person who is doing the action.

Reflexive verbs are always conjugated with the reflexive **pronoun** that agrees with the **subject**: me(myself), te(yourself), se (himself, herself, itself), nous (ourselves) and **vous** (yourself, yourselves). These **pronouns** generally precede the base verb.

Example: —Raser (base verb) – to shave another person (someone else, not yourself)

—se raser (corresponding pronominal verb) – to shave one self

—Appeler (base verb) – to call another person (someone else, not yourself)

—S'appeler (corresponding pronominal verb) – to call one self I call myself.

i) Conjugation of pronominal verb „se raser’ – „to shave oneself“ in present tense

Je me rase	-I shave myself
Tu te rases	-You shave yourself
Il/ Elle se rase	-He/She shaves himself/herself
On se rase	-We shave ourselves
Nous nous rasons	- We shave ourselves
Vous vous rasez,	- You shave yourself
Ils/Elles se rasent	-They shave themselves.

ii) Conjugation of verb „S'appeler’ – „to call oneself“ in present tense

Je m'appelle	-I call myself
Tu t'appelles	-You call yourself
Il/ Elle s'appelle	-He/She calls himself/herself
On s'appelle	-We call ourselves
Nous nous appelons	- We call ourselves
Vous vous appelez	- You call yourself
Ils/Elles s'appellent	-They call themselves.

—Reciprocal Verbs are subcategory of Pronominal/Reflexive verbs. The verb uses a reflexive pronoun to show the action is reciprocal. It means —done by both sides to each other or —felt by both sides about each other.

Basics of French Language

For example: *They love each other*

We wake each other up at 8AM

List of French Reciprocal Verbs

1. to adore each other = s'adorer
2. to love each other = s'aimer
3. to call each other = s'appeler
4. to fight each other = se battre
5. to understand each other = se comprendre
6. to know each other = se connaître
7. to hate each other = se détester
8. to tell (things to) each other = se dire
9. to argue with each other = se disputer
10. to write to each other = s'écrire
11. to kiss each other = s'embrasser
12. to talk to each other = se parler
13. to leave each other = se quitter
14. to look at each other = se regarder
15. to meet each other = se rencontrer
16. to find each other = se retrouver
17. to smile at each other = se sourire
18. to see each other = se voir
19. to call each other = se téléphoner

2.3 LES ARTICLES DEFINIS ET INDÉFINIS (THE DEFINITE AND INDEFINITE ARTICLES)

One of the eight parts of speech, an article is a word that modifies a noun in a particular way, by stating whether the noun is specific, unspecific, or partial. These French articles are: le, la, les, l', au, à la, à l', aux un, une, des, du, de la and de l'.

French articles agree in gender and number with the nouns they modify, and they are of three types:

A)Les Articles Définis (The definite articles)

Basics of French Language

The definite article indicates that the speaker is referring to either a **particular**/specific noun or to a class of nouns in a general sense.

Characteristics of definite articles

1. Used with countable and uncountable nouns
2. Placed directly in front of a noun or an adjective + noun
3. Agree with the noun in number and sometimes gender
4. Contract with certain prepositions

The English definite article, the, has four equivalent forms in French, depending on the gender and number of the noun as well as what letter it begins with.

There are three singular articles:

1. Masculine: le (The)
2. Feminine: la (The)
3. Contracted (in front of vowel or mute h: both for masculine or feminine):
l'(The)

There is only one plural definite article: les

Le is used before a masculine singular noun beginning with a consonant. Example-

- Le stylo- The Pen
- Le cahier- The Notebook
- Le garçon-The boy

La is used before a feminine singular noun beginning with a consonant. Example-

- La cravate -The Tie
- La femme –The Lady
- La dame-The Lady

L' is used before a masculine or a feminine noun beginning with a French vowel. Ex-

- L'homme- The Man
- L'université-The University
- L'école- The School
- L'ami- The Friend

Les is used before a masculine or a feminine noun which is the plural. Ex-

- Les école- School
- Les femmes- Ladies

Basics of French Language

- Les hommes – Men
- Les garçons-Boys
- Les filles-Girls

Singulier (Singular)			Pluriel (Plural)			
Masculin (Masculine)	le	le livre	the book	les	les livres	the books
Féminin(Feminine)	la	la maison	the house		les maisons	the houses
Avant(before)Vowel or h mute	l'	l'actrice	the actress		les actrices	the actresses
	l'	l'hôtel	the hotel		les hôtels	the hotels

When preceded by the prepositions _à' the definite articles le,la,l' and les become

-Au (à+le)- Je parle bonjour au musicien(I say good morning to the musician)

-à la (to the)- Je parle bonjour à la musicienne (I say good morning to the lady musician)

-à l', (to the)- Je parle bonjour à l'étudiant(I say good morning to the student)

-aux(to the)-Je parle bonjour aux musiciens(I say good morning to the musicians)

Je parle bonjour aux étudiants (I say good morning to the students)

B) Les Articles Indéfinis (The Indefinite articles)

The indefinite article indicates that the speaker is referring to either an unspecified noun or to one/ something. The English indefinite article has two forms, (a and an), while the French has three, depending on the gender and number of the noun. They are : Un, Une and Des. **Un** is used before masculine singular noun.

Examples-

- Un livre- A book
- **Un Garçon- A boy**

Une is used before a feminine singular noun.

Examples-

- Une femme- A lady
- Une table- A table

Des is used before amasculine&feminine plural noun.

Examples-

Basics of French Language

- **Des enfants-** Some children
- **Des chaises -**Some chairs
- **Des Garçon- Some boys**

The English equivalent of des is some, which is not considered an article in English.

Singulier (Singular)				Pluriel (Plural)	
Masculin (Masculine)	un	un abricot	an apricot	des livres	some books
Féminin (Feminine)	une	une table	a table	des tables	some tables

C)L“articlePartitif (des, du, de la and de l“)

The partitive article indicates that the speaker is referring to only a portion or some of an uncountable noun, often food or drink. There are four forms in French, depending on the gender and number of the noun as well as what letter it begins with.

Singulier (Singular)				Pluriel (Plural)		
Masculin (Masculine)	du	Du beurre	some butter	des	des asperges	some asparagus
Féminin (Feminine)	de la	de la tarte	some pie		des épinards	some spinach
Avant(before) Vowel or h mute	de l‘	de l‘argent	some money		des pâtes	some pasta

CHECK YOU PROGRESS – I

1- Écrivez la conjugaison de verbessuivants au Present. (Write the conjugation of following verbs in present tense.)

- i. Arriver
- ii. Chanter
- iii. Chercher
- iv. Commencer
- v. Danser
- vi. Demander
- vii. Dépenser
- viii. Détester
- ix. Donner
- x. Écouter
- xi. Étudier
- xii. Se Laver

2- Choisissez (choose)-Le, la, l‘and les

- iplace
- iiavenue

Basics of French Language

- iiichanteur
- ivami
- vnom
- viprénom
- viisecrétaire
- viii.....musicien
- ixlivre
- xchaise

3-Choisissez (choose)-Un, Une and Des

- i enfants**
- ii Maison
- iii chose
- iv cravate
- v porte
- vi amie
- vii table
- viii..... appartement
- ix chaises**
- x **garçons**

2.4 SELF INTRODUCTION-

la description physique (Physical description)

la description physique (Physical description)				
Adjectifs (Adjectives)			Opposite Adjectifs (Adjectives)	
	Singulier (Singular)	Pluriel (Plural)	Singulier(Singular)	Pluriel (Plural)
Masculine	Grand (Tall)	Grands	Petit (Short)	Petits
Feminine	Grande (Tall)	Grandes	Petite (Tall)	Petites
Masculine	Jeune (Young)	Jeunes	Vieux (old)	Vieux
Feminine	Jeune (Tall)	Jeunes	Vieille (old)	Vieilles
Masculine	Gros (Fat)	Gros	Mince (Thin)	Minces
Feminine	Grosse (Fat)	Grosses	Mince (Thin)	Minces
Masculine	Brun(brown)	Bruns		
Feminine	Brune(brown)	brunes		
Masculine	Blond (Fair)	Blonds		
Feminine	Blonde (Fair)	Blondes		
Masculine	Roux (Red)	Roux		

Basics of French Language

Feminine	Rousse (Red)	Rousses		
----------	--------------	---------	--	--

la description psychologique (Psychological description)

la description psychologique (Psychological description)				
Adjectifs (Adjectives)			Opposite Adjectifs (Adjectives)	
	Singulier (Singular)	Pluriel (Plural)	Singulier (Singular)	Pluriel (Plural)
Masculine	Gai/Souriant (Happy/Cheerful/smiling)	Gais/Souriants	Triste (sad, mournful)	Tristes
Feminine	Gaie/Souriante (Happy/Cheerful/smiling)	Gaies/Souriantes	Triste (sad, mournful)	Tristes
Masculine	Sympathique (sympathetic)	Sympathiques	Antipathique (Unpleasant/Unsympathetic)	Antipathiques
Feminine	Sympathique (sympathetic)	Sympathiques	Antipathique (Unpleasant/Unsympathetic)	Antipathiques
Masculine	Content (Satisfied/Happy)	Contents	Mécontent (unhappy discontented)	Mécontents
Feminine	Contente (Satisfied/Happy)	Contentes	Mécontente (unhappy discontented)	Mécontentes
Masculine	Gentil (kind, courteous)	Gentils	Méchant (Unkind/bad/wicked.)	Méchants
Feminine	Gentille (kind, courteous)	Gentilles	Méchante	Méchantes

Épeler- To spell

Nom-Surname

Prénom- Name

Example -Maurya Abhishek

Nom-Maurya

Prénom-Abhishek

J'épelle Maurya - M, A,U,R,Y,A

i)Self Introduction:-

Basics of French Language

1) **French** -Je m'appelle Utkarsh Verma.

English –I call myself Utkarsh Verma (My name is Utkarsh Verma).

2) **French** -Je suis né à Varanasi.

English -I was born in Varanasi.

3) **French** -J'habite à Varanasi.

English -I live in Varanasi.

4) **French** -J'ai 18 ans.

English -I am 18 years old

5) **French** -Je suis étudiant .

English -I am student.

6) **French** -Je suis Indien.

English -I am Indian.

7) **French** -J'aime écouter la musique.

English -I like to listen music.

8) **French** -Je préfère le cinéma.

English -I prefer cinema.

9) **French** -J'aime beaucoup le voyage.

English -I love very much traveling.

10) **French** -Je déteste l'Opéra.

English -I hate Opera.

11) **French** -J'adore la montagne.

English -I love the mountain.

12) **French** -Je n'aime pas du tout la discothèque.

English -I do not like the discotheque at all.

13) **French** - Je suis grand, jeune, gros et souriant garçon.

English - I am tall, young, fat and happy boy.

ii) Introduction of some other person:

1) **French** - Ils'appelle Manohar Das.

English –He call himself Manohar Das. (His name is Manohar Das).

2) **French** -Il est né à Lucknow.

English –He was born in Lucknow.

3) **French** –Il habite à Ayodhya.

Basics of French Language

English -He lives inAyodhya.

4)**French** –Il a 50 ans.

English –He is 50 years old.

5)**French** –Il estprofesseur.

English –He isprofessor.

6)**French -Ilest Indien.**

English -He is Indian.

7)**French** –Il aime écouter de la musique.

English - He likes to listen to music.

8)**French** - Il préfère le théâtre.

English –He prefers the theatre.

9)**French** –Il aime beaucoup le voyager.

English –He likes very much travelling.

10) **French** - Il déteste l'opera.

English –He hates the opera.

11) **French** –Il adore la campagne.

English - He loves the countryside.

12) **French** –Il n'aime pas du tout la discothèque.

English - He does not like the discothèque.

12)**French** – Il est petit, vieux, mince et sympathique homme.

English - He is small,old,thin and sympathetic man.

2.5 DAYS OF THE WEEK; MONTHS OF THE YEAR AND DATE

Les Jours de la Semaine (Days of the week)

- Lundi-Monday.
- Mardi- Tuesday.
- Mercredi- Wednesday.
- Jeudi- Thursday.
- Vendredi- Friday.
- Samedi- Saturday.
- Dimanche- Sunday.

Les Mois de l'année (Months of the Year)

Basics of French Language

- Janvier = January
- Février = February
- Mars = March
- Avril = April
- Mai = May
- Juin = June
- Juillet = July
- Août = August
- Septembre = September
- Octobre = October
- Novembre = November
- Décembre = December

Dates in French

Quelle est la date aujourd'hui? - What is the date today?

The above sentence or statement is normally used to **ask** someone the date in French .

The common way to **answer** the above question is :

C'est + le + number + month

For example: C'est le quatorze Juillet.(It is 14th July .)

This construction holds true for all of the days of the month exceptfor the first day .

To say the first day of the month the word —premier which means first is used .

For example: —C'est le premier Janvier—.--It's 1stJanuary. |

2.6 NOM DES LÉGUMES EN FRANÇAIS (NAME OF VEGETABLES IN FRENCH)

Nom des légumes en français (Name of Vegetables in French)					
En français (In French)	En anglais (In English)	En français (In French)	En anglais (In English)	En français (In French)	En anglais (In English)
le haricot vert	French/green bean	la fève	broad bean	le petit pois	garden pea
le maïs	Corn	la germe de soja	bean sprout	le bambou	Bamboo
l'okra	Okra	l'endive	Chicory	le fenouil	Fennel
les cœurs de palmier	palm hearts	la roquette	rocket	le cresson	Watercress
le céleri	Celery	le chou de	brussel sprout	la bette	swiss chard

Basics of French Language

		Bruxelles			
le radicchio	Radicchio	le chou fris�	Kale	l'oseille	Sorrel
la chicor�e	Endive	le chou chinois	pak-choi	les �pinards	Spinach
le pissenlit	Dandelion	le chou	Cabbage	le brocoli	Broccoli
la laitue	Lettuce	le chou pr�coce	spring greengs	le chou-fleur	Cauliflower
l'artichaut	artichoke	le radis	Radish	l'oignon	Onion
la pomme de terre	Potato	le poivron	Pepper	le piment	Chilli
le navet	Turnip	la courge	Marrow	la patatedouce	sweet potato
l'igname	Yam	la bettrave	Beetroot	le rutabaga	Swede
le topinambour Jerusalem	Artichoke	le raifort	Horseradish	le panais	Parsnip
le gingembre	Ginger	l'aurbergine	aubergine/egg plant	la tomate	Tomato
la ciboule	spring onion	le poireau	Leek	l'�chalote	Shallot
l'ail	Garli	le champignon	Mushroom	le truffe	Truffle
le concombre	Cucumber	la courgette	Courgette	la courgemusqu�e	butternut squash
la courge gland	acorn squash	la citrouille	Pumpkin	la tomoate cerise	cherry tomato
la carotte	Carrot	le taro	taro root	le fruit de l'arbre � pain	bread fruit

2.7 NOM DES FRUITSEN FRAN AIS (NAME OF THE FRUITS IN FRENCH)

Nom du fruit (Fruit's Name)	
En anglaise (In English)	En fran�ais (In French)
Orange	l'orange
Apple	la pomme
Banana	la banane
Blackberry	la m�re
Blueberry	la myrtille
Cherry	la cerise

Basics of French Language

Coconut	la noix de coco
Grape	le raisin
Kiwi Fruit	le kiwi
Mandarine	la mandarine
Mango	la mangue
Melon	le melon
Nut	la noisette
Peach	la pêche
Pear	la poire
Plum	la prune
Pineapple	l'ananas
Pomegranate	la grenade
Raspberry	la framboise
Strawberry	la fraise
Tangerine	la mandarine
Guava	La Goyave
Ugli Fruit	le tangelo
Watermelon	le melon d'eau / la pastèque
Artichoke	l'artichaut
Avocado	l'avocat
Lychee	Le Litchi

CHECK YOUR PROGRESS -II

1. Complétez-

Je m'appelle....., je suis.....

Je ----- à Lucknow.

Lucky Singh Secrétaire PandeypurSonatalabLucknow

Basics of French Language

Elles'appelle

Elle est

Elle..... à Varanasi.

Rachana Singh Médecine LankaVaranasi

2- Présentez- les (Introduce)

- i. Jyoti Tiwari: Canadien-Journaliste-Montréal
- ii. Tejas Verma: Japonais-Professeur-Tokyo
- iii. Ayushi: Indienne-Secrétaire-Varanasi
- iv. Yoko Ozawa: Allemand-Acteur-Stuttgart
- v. Abhishek Legrand: Indien- Étudiant-Delhi

3- Écrivezles Jours de la Semaine dans le français. (Write the days of the week in French)

4- Écrivezles Mois de l'annéedans le français. (Write months of the year in French.)

2.8 GLOSSARY

FIRST GROUP OF VERBS :The verbs in French ending with er (except aller),. are normally known as regular first group of verbs and followed similar pattern of conjugation with different subjects in simple present tense.

PRONOMINAL VERBSor **REFLEXIVE VERB** : They have a special pronoun before theverb: —**me, te, se, nous, vous, se** (in addition to the subject pronoun —je, te, il, elle, on, nous, vous, ils, elles) . —Reflexive verbl is also an alternative name for —pronominal verbsl. —Reflexive| is an adjective which means —reflecting|. It tells about the action on one self which means the action is carried out on the person who is doing the action.

Basics of French Language

LES ARTICLES DÉFINIS (THE DEFINITE ARTICLES):The definite article indicates that the speaker is referring to either a **particular**/specific noun or to a class of nouns in a general sense. They are:Le,La,L',Les

LES ARTICLES INDÉFINIS (THE INDEFINITE ARTICLES) :The indefinite article indicates that the speaker is referring to either an unspecific noun or to one/something. The English indefinite article has two forms, (a and an), while the French has three, depending on the gender and number of the noun. They are : Un, Une and Des.

2.9 ANSWER TO CHECK YOUR PROGRESS

Check you Progress - 1

1. See 2.2
2. See 2.3
3. See 2.3

Check you Progress - 2

1. See 2.4
2. See 2.4
3. See 2.5
4. See 2.5

2.10 REFERENCE / BIBLIOGRAPHY/SUGGESTED READINGS

- Batchelor ,R.E and Offord, M.H., *Using French*, Press Syndicate of Cambridge: The Pitt Building, Trumpington Street, Cambridge .
- Bhattacharya, S.,(2005), *French for Hotel Management & Tourism Industry*, Frank Bros. & Co. (Publishers) Ltd., New Delhi
- Catherine Lobo & Sonali Jadhav ,, *Basic French Course for The Hotel Industry*
- François Makowski,(2000), *French made easy*, Goyal Publishers (P) Ltd. Delhi.
- Jenny Ollerenshaw and Stephanie Rybak (2003), *Breakthrough French 3*, Palgrave Macmillan Houndmills, Basingstoke, Hampshire, UK.
- Larousse (2011), *A Complete French Grammar*.

Basics of French Language

- Larousse *Compact Dictionary: French-English/ English-French.*
- Mauger,G., and Bruézière(1980), *Le français et la vie,The French Book Centre,New Delhi.*
- Mauger,G.,*Cours de Langue et de Civilisation Françaises,Hachette,paris*
- Philippe Dominique, MichéleVerdelhan and Michel Verdelhan(1982) ,*Sans Frontiers: Méthode De Français, Part 1 & Part 2* ,CLE INTERNATIONAL,Paris and f b c,,New Delhi.
- Philippe Dominique, Jacky Girardet, MichéleVerdelhan and Michel Verdelhan(1999) ,*Le Nouveau Sans Frontiers: Méthode De Français, Part 1 & Part 2* ,CLE INTERNATIONAL,Paris and GOYL SaaB,Delhi.
- Stephanie Rybak,(2003), *Breakthrough French 1*, Palgrave MachmillanHoundmills, Basingstoke, Hampshire,UK.
- Stephanie Rybak,(2003), *Breakthrough French 2*, Palgrave MachmillanHoundmills, Basingstoke, Hampshire,UK.
- Talukdar,A.,(2006), *Parlez a' I' hotel!*, Aman Publications , Delhi.

Websites:

<https://www.lawlessfrench.com/grammar/>

<https://www.frenchconjugation.com/verbs/>

<https://www.frenchtoday.com>

<https://frenchtogether.com/french-adjectives/>

2.11 TERMINAL QUESTIONS

1-Présentez- Vous (Introduce Yourself)

2- Présentez- Votre voisinou votre voisine. (Introduce Your neighbour)

3-Écrivez le Nom de 10 légumes dans le français. (Write the Name of 10 vegetables infrench.)

4-Écrivez le Nom de 10 fruits dans le français. (Write the Name of 10 fruits in French)

UNIT: 03

CONJUGATION OF SECOND GROUP OF VERBS

STRUCTURE:

- 3.1 Objectives
- 3.2 Nom Des Pays En Français Et Des Nationalités (Name Of The Countries And The Nationalities In French)
- 3.3 Conjugation of Second Group Of Verbs
- 3.4 Adjectives of Place
- 3.5 Prepositions of Place
- 3.6 La Description D'un Endroit (Votre Ville / L'endroit Touristique)-
Describing A Place (Your City/ Tourist Place) -
- 3.7 Glossary
- 3.8. Answer To Check Your Progress
- 3.9 Reference / Bibliography/Suggested Readings
- 3.10 Terminal Questions

3.1 OBJECTIVE

After reading this unit you should be able to:

- To learn the conjugations of second group of verbs in French.
- To understand the Adjectives and Prepositions of place in French.
- To know about name of the Name of the Countries and Nationalities in French
- To know how to describe a Place.

3.2 NOM DES PAYS EN FRANÇAIS ET DES NATIONALITÉS (NAME OF THE COUNTRIES AND THE NATIONALITIES IN FRENCH)

Les Continents (The Continents)

There are the seven continents of the world.

Continent (in English)	Continent (in French)
Africa	Afrique
Antarctica	Antarctique
Asia	Asie
Australia	Australie
Europe	Europe
North America	Amérique du Nord
South America	Amérique du Sud

Basics of French Language

NOM DES PAYS EN FRANÇAIS ET DES NATIONALITÉS (FRENCH NAME OF THE COUNTRIES AND NATIONALITIES)					
CONTINENTS (CONTINENT)	NOM DU PAYS EN ANGLAIS (COUNTRIES NAME IN ENGLISH)	NOM DU PAYS EN FRANÇAIS (COUNTRY NAME IN FRENCH)	NATIONALITÉS EN ANGLAIS (NATIONALITIES IN ENGLISH)	MASCULINE	FEMININE
Asia	Afghanistan	L'afghanistan (M)	Afghan	Afghan	Afghane
Southeast Europe	Albania	L'albanie (F)	Albanians	Albanais	Albanaise
Northern Africa	Algeria	L'algérie (F)	Algerian	Algérien	Algérienne
Europe	Andorra	L'andorre (F)	Andorran	Andorran	Andorrane
Africa	Angola	L'angola (M)	Angolan	Angolais	Angolaise
North America	Antigua And Barbuda	L'antigua-Et-Barbuda (F)	Barbudans	Barbade	Barbudiens
South America	Argentina	L'argentine (F)	Argentinian	Argentin	Argentine
Western Asia	Armenia	L'arménie (F)	Armenian	Arménien	Arménienne
North America	The United States	Les États-Unis (M)	American	Américain	Américaine
Australia/Oceania	Australia	L'australie (F)	Australian	Australien	Australienne
Western Europe	Austria	L'autriche (F)	Austrian	Autrichien	Autrichienne
Europe/Asian	Azerbaijan	L'azerbaïdjan (M)	Azerbaijani	Azerbaïdjanais	Azerbaïdjanaise
North America	Bahamas	Les Bahamas (F)	Bahamian	Bahamien	Bahamienne
Asia	Bahrain	Le Bahreïn	Bahraini	Bahreïni	Bahreïni
Southern Asia	Bangladesh	Le Bangladesh	Bangladeshi	Bangladesh	Bangladesh
North America	Barbados	La Barbade	Barbadian	Barbadien	Barbadienne
Europe	Belarus	La Biélorussie	Belarusian OrBelarusan	Biélorusse	Biélorusse
Western Europe	Belgium	La Belgique	Belgian	Belge	Belge
Central America	Belize	Le Belize (M)	Belizean	Bélizien	Bélizienne
Africa	Benin	Le Bénin	Beninese	Béninois	Béninoise
Asia	Bhutan	Le Bhoutan	Bhutanese	Bhoutanais	Bhoutanaises
South America	Bolivia	La Bolivie	Bolivian	Bolivien	Bolivienne
Southeastern Europe	Bosnia	La Bosnie-Herzégovine	Bosnian	Bosnien	Bosnienne
South-Africa	Botswana	Le Botswana	Botswanan	Botswana	Botswanaise

Basics of French Language

Central Eastern South America	Brazil	Le Brésil	Brazilian	Brésilien	Brésilienne
South- East Asia	Brunei	Le Brunéi	Bruneian	Brunéien	Brunésiennes
Southeast ern Europe	Bulgaria	La Bulgarie	Bulgarian	Bulgare	Bulgare
West Africa	Burkina-Faso	Le Burkina	Burkinese	Birman	Birmane
South- Central Asia	Burma	La Birmanie	Burmese	Briman	Brimane
Africa	Burundi	Le Burundi	Burundian	Burundais	Burundaise
South- East Asia	Cambodia	Le Cambodge (M)	Cambodian	Cambodgien	Cambodgienne
Africa	Cameroon	Le Cameroun	Cameroonian	Camerounais	Camerounaise
North America	Canada	Le Canada	Canadian	Canadien	Canadienne
Africa	Cape Verde Island	Le Cap-Vert	Cape Verdean	Capverdien	Capverdienne
Africa	Chad	Le Tchad	Chadian	Tchadien	Tchadienne
South America	Chile	Le Chili	Chilean	Chilien	Chilienne
Eastern Asia	China	La Chine	Chinese	Chinois	Chinoise
South America	Colombia	La Colombie	Colombian	Colombien	Colombienne
Central Africa	Congo	Le Congo	Congolese	Congolais	Congolaise
Central America	Costa Rica	Le Costa Rica	Costa Rican	Costaricain	Costaricaine
West Africa	Côte D'ivoire	La Côte D'ivoire	Ivorian	Ivoirien	Ivoirienne
Central Europe	Croatia	La Croatie	Croat <i>Or</i> Croatian	Croate	Croate
North America	Cuba	Cuba	Cuban	Cuban	Cubane
Europe	Cyprus	Chypre (F)	Cypriot	Chypriote	Chypriote
Central Europe	Czech Republic	La RépubliqueTchèque	Czech	Tchèque	Tchèque
Northern Europe	Denmark	Le Danemark	Danish	Danois	Danoise
Africa	Djibouti	Le Djibouti	Djiboutian	Djiboutien	Djiboutien
North America	Dominican Republic	La RépubliqueDominica ine	Dominican	Dominicain	Dominicain
South America	Ecuador	L'équateur (M)	Ecuadorean	Équatorien	Équatorienne
Western Europe	Holland (Netherlands)	Les Pays-Bas	Dutch	Néerlandais	Néerlandaise
Africa, Middle	Egypt	L'égypte (F)	Egyptian	Égyptien	Égyptienne

Basics of French Language

East					
North America	El Salvador	Le Salvador	Salvadorean	Salvadorien	Salvadorien
Europe	England	L'angleterre (F)	English	Anglais	Anglaise
Africa	Eritrea	L'érythrée (F)	Eritrean	Érythréen	Érythréen
Europe	Estonia	L'estonie (F)	Estonian	Estonien	Estonienne
Africa	Ethiopia	L'éthiopie (F)	Ethiopian	Éthiopien	Éthiopienne
Oceania	Fiji	Les Fidji (F)	Fijian	Fidjien	Fidjien
Northern Europe	Finland	La Finlande	Finnish	Finlandais	Finlandaise
Western Europe	France	La France	French	Français	Française
Oceania	French Polynesia	La Polynésie Française	Polynesian	Français Polynésien	Français Polynésienne
Central Africa	Gabon	Le Gabon	Gabonese	Gabonais	Gabonaise
Africa	Gambia	La Gambie	Gambian	Gambien	Gambienne
Europe/Asia	Georgia	La Géorgie	Georgian	Géorgien	Géorgienne
Western Europe	Germany	L'Allemagne (F)	German	Allemand	Allemande
Africa	Ghana	Le Ghana	Ghanaian	Ghanéen	Ghanéenne
Southern Europe	Greece	La Grèce	Greek	Grec	Grecque
North America	Grenada	La Grenade	Grenadian	Grenadien	Grenadienne
North America	Guatemala	Le Guatemala	Guatemalan	Guatémaltèque	Guatémaltèque
Africa	Guinea	La Guinée	Guyanese	Guyanais	Guyanaise
South America	Guyana	La Guyana	Guyanese	Guyanes	Guyanes
North America	Haiti	Haïti	Haitian	Haïtien	Haïtien
North America	Honduras	Le Honduras	Honduran	Hondurien	Hondurienne
Eastern Europe	Hungary	La Hongrie	Hungarian	Hongrois	Hongroise
Europe	Iceland	L'islande (F)	Icelandic	Islandais	Islandaise
South-Central Asia	India	L'inde (F)	Indian	Indien	Indienne
Asia/Oceania	Indonesia	L'indonésie (F)	Indonesian	Indonésien	Indonésienne
Asia	Iran	L'iran (M)	Iranian	Iranien	Iranienne
Asia	Iraq	L'irak (M)	Iraqi	Irakien	Irakienne
Northern Europe	Ireland	L'irlande (F)	Irish	Irlandais	Irlandaise

Basics of French Language

Asia	Israel	Israël (M)	Israeli	Israélien	Israélienne
Southern Europe	Italy	L'italie (F)	Italian	Italien	Italienne
North America	Jamaica	La Jamaïque	Jamaican	Jamaïquain	Jamaïquaine
Eastern Asia	Japan	Le Japon	Japanese	Japonais	Japonaise
Asia	Jordan	La Jordanie	Jordanian	Jordanien	Jordanienne
Asia	Kazakhstan	Le Kazakhstan	Kazakh	Kazakh	Kazakh
Africa	Kenya	Le Kenya	Kenyan	Kényan	Kényane
Oceania	Kiribati	Kiribati (F)	Kiribati	Kiribatien	Kiribatienne
Asia	Kuwait	Le Koweït	Kuwaiti	Koweïtien	Koweïtienne
Asia	Kyrgyzstan	Le Kirghizstan	Kirghiz	Kirghiz	Kirghizes
Asia	Laos	Le Laos	Laotian	Laotien	Laotienne
Europe	Latvia	La Lettonie	Latvian	Letton	Lettonne
Asia	Lebanon	Le Liban	Lebanese	Libanais	Libanaise
Africa	Lesotho	Le Lesotho	Mosotho/ Basotho	Basotho	Basotho
Africa	Liberia	Le Libéria	Liberian	Libérien	Libérienne
Africa	Libya	La Libye	Libyan	Libyen	Libyenne
Europe	Lithuania	La Lituanie	Lithuanian	Lituanien	Lituanienne
Europe	Luxembourg	Le Luxembourg	Luxembourger	Luxembourgeois	Luxembourgeois
Europe	Macedonia	La Macédoine	Macedonian	Macédonien	Macédonienne
Eastern Africa	Madagascar	Madagascar (M)	Madagascan	Malgache	Malgache
Africa	Malawi	Le Malawi	Malawian	Malawien	Malawienne
Asia	Malaysia	La Malaisie	Malaysian	Malaisien	Malaisienne
Asia	Maldives	Les Maldives (F)	Maldivian	Maldivien	Maldivienne
Africa	Mali	Le Mali	Malian	Malien	Malienne
Europe	Malta	Malte (F)	Maltese	Maltais	Maltaise
West Africa	Mauritania	La Mauritanie	Mauritanian	Mauritanien	Mauritanienne
Eastern Africa	Mauritius	Île Maurice (F)	Mauritian	Mauricien	Mauricienne
North America	Mexico	Le Mexique (M)	Mexican	Mexicain	Mexicaine
Europe	Moldavia	La Moldavie	Moldovan	Moldave	Moldave
Europe	Monaco	Monaco	Monégasque Or Monacan	Monaco	Monaco
Asia	Mongolia	La Mongolie	Mongolian	Mongol	Mongole

Basics of French Language

Europe	Montenegro	Le Monténégro	Montenegrin	Monténégrin	Monténégrine
Northern Africa	Morocco	Le Maroc	Moroccan	Marocain	Marcoaine
Africa	Mozambique	Le Mozambique	Mozambican	Mozambicain	Mozambicaine
Africa	Namibia	La Namibie	Namibian	Namibien	Namibienne
Oceania	Nauru	La Nauru	Nauruan	Nauruan	Nauruane
Asia	Nepal	Le Népal	Nepalese	Népalais	Népalaise
Europe	Netherlands	Les Pays-Bas	Dutch	Hollandais	Hollandaise
Oceania; Australia	New Zealand	La Nouvelle-Zélande	New Zealander	Néo-Zélandais	Néo-Zélandaise
North America	Nicaragua	Le Nicaragua	Nicaraguan	Nicaraguayen	Nicaraguayenne
Africa	Niger	Le Niger	Nigerien	Nigérian	Nigérienne
West Africa	Nigeria	Le Nigéria	Nigerian	Nigérian	Nigériane
Asia	North Korea	La Corée Du Nord	North Korean	Nord-Coréen	Nord-Coréenne
Northern Europe	Norway	La Norvège	Norwegian	Norvégien	Norvégienne
Asia	Oman	L'oman (M)	Omani	Omanais	Omanaise
South-Central Asia	Pakistan	Le Pakistan	Pakistani	Pakistanais	Pakistanaise
North America	Panama	Le Panama	Panamanian	Panaméen	Panaméenne
Oceania	Papua New Guinea	La Papouasie-Nouvelle-Guinée	Papua New Guinean <i>Or</i> Guinean	Papouasie-Nouvelle-Guinée	Papouans-Néo-Guinéens,
South America	Paraguay	Le Paraguay	Paraguayan	Paraguayen	Paraguayenne
South America	Peru	Le Pérou	Peruvian	Péruvien	Péruvienne
Asia	Philippines	Les Philippines (F)	Philippine	Philippines	Philippines
Eastern Europe	Poland	La Pologne	Polish	Polonaise	Polonaise
Southern Europe	Portugal	Le Portugal	Portuguese	Portugais	Portugaise
Asia	Qatar	Le Qatar	Qatari	Qatari	Qatarienne
Europe	Romania	La Roumanie	Romanian	Roumain	Roumaine
Eastern Europe - Northern Asia	Russia	La Russie	Russian	Russe	Russe
Africa	Rwanda	Le Rwanda	Rwandan	Rwandais	Rwandaise
Asia	Saudi Arabia	L'arabieSaoudite (F)	Saudi Arabian	Saoudien	Saoudienne

Basics of French Language

Europe	Scotland	L'Écosse (F)	Scottish	Écossais	Écossaise
West Africa	Senegal	Le Sénégal	Senegalese	Sénégalais	Sénégalaise
Europe	Serbia	La Serbie	Serb <i>Or</i> Serbian	Serbe	Serbe
Africa	Seychelles	Les Seychelles (F)	Seychellois	Les Seychelles	Les Seychelles
Africa	Sierra Leone	La Sierra Leone	Sierra Leonian	Sierra Léonais	Sierra Léonais
Europe	Slovakia	La Slovaquie	Slovak	Slovaque	Slovaque
Europe	Slovenia	La Slovénie	Slovene <i>Or</i> Slovenian	Slovène	Slovène
Africa	Somalia	La Somalie	Somali	Somalien	Somalienne
Southern Africa	South Africa	L'Afrique Du Sud (F)	South African	Sud-Africain	Sud-Africaine
Asia	South Korea	La Corée Du Sud	South Korean	Coréen Du Sud	Coréen Du Sud
Southern Europe	Spain	L'Espagne (F)	Spanish	Espagnol	Espagnole
South-Central Asia	Sri Lanka	Le Sri Lanka	Sri-Lankan	Srilankais	Srilankaise
Africa	Sudan	Le Soudan	Sudanese	Soudanais	Soudanaise
South America	Surinam	Le Surinam	Surinamese	Surinamais	Surinamienne
Africa	Swaziland	Le Swaziland	Swazi	Swaziland	Swaziland
Northern Europe	Sweden	La Suède	Swedish	Suédois	Suédoise
Western Europe	Switzerland	La Suisse	Swiss	Suisse	Suisse
Asia	Syria	La Syrie	Syrian	Syrien	Syrienne
Asia	Tajikistan	Le Tadjikistan	Tajik <i>Or</i> Tadjik	Tadjik	Tadjik
Africa	Tanzania	La Tanzanie	Tanzanian	Tanzanien	Tanzanienne
Asia	Thailand	La Thaïlande	Thai	Thaïlandais	Thaïlandaise
Africa	Togo	Le Togo	Togolese	Togolaise	
South America	Trinidad And Tobago	La Trinité-Et-Tobago	Trinidadian Tobagan Tobagonian	Toboggan	Toboggan
Northern Africa	Tunisia	La Tunisie	Tunisian	Tunisien	Tunisienne
Southeastern Europe,	Turkey	La Turquie	Turkish	Turc	Turque

Basics of French Language

Western Asia					
Asia	Turkmenistan	Le Turkménistan	Turkmen Or Turkoman	Turkmène	Turkmène
Oceania	Tuvalu	Le Tuvalu	Tuvaluan	Taliban	Talibane
Africa	Uganda	L'ouganda (M)	Ugandan	Ougandais	Ougandaise
Europe	Ukraine	L'ukraine (F)	Ukrainian	Ukrainien	Ukrainienne
Asia	United Arab Emirates	Les Émirats Arabes Unis (M)	Emirati	Émirati	Émirati
Europe	United Kingdom	Le Royaume-Uni	British	Britannique	Britannique
South America	Uruguay	L'uruguay (M)	Uruguayan	Uruguayen	Uruguayenne
Asia	Uzbekistan	L'ouzbékistan (M)	Uzbek	Ouzbek	Ouzbèke
Oceania	Vanuatu	Le Vanuatu	Vanuatuan	Vanuatais	Vanuataise
Europe	Vatican	Le Vatican	Citizen Of The Holy See	Citoyen Du Saint-Siège	Citoyen Du Saint-Siège
South America	Venezuela	Le Venezuela	Venezuelan	Vénézuélien	Vénézuélienne
Asia	Vietnam	Le Viêt-Nam	Vietnamese	Vietnamien	Vietnamienne
Europe	Wales	Le Pays De Galles	Welsh	Gallois	Galloise
Oceania	Western Samoa	Les Samoa Occidentales	Western Samoan	Oust-Occidental	Oust-Occidentale
Asia	Yemen	Le Yémen	Yemeni	Yéménite	Yéménite
Europe	Yugoslavia	La Yougoslavie	Yugoslav	Yougoslave	Yougoslave
Central Africa	Zaire (Congo)	Le Zaïre (M)	Zairean	Zairois	Zairoise
Eastern Africa	Zambia	La Zambie	Zambian	Zambien	Zambienne
Eastern Africa	Zimbabwe	Le Zimbabwe (M)	Zimbabwean	Zimbabwéen	Zimbabwéenne

CHECK YOUR PROGRESS – I

1- Write the name and nationality of the following countries in French-

- a) India
- b) Srilanka

Basics of French Language

- c) Australia
- d) Germany
- e) Spain
- f) U.S.A
- g) Japan
- h) Russia
- i) France
- j) Italy
- k) United states

COUNTRY AND LANGUAGES

Country Name	Language(s)
Algeria	<i>l'arabe, le français</i>
Australia	<i>l'anglais</i>
Belgium	<i>le flamand, le français</i>
Brazil	le portugais
Canada	le français, l'anglais
China	le chinois
Egypt	l'arabe
England	l'anglais
France	le français
Germany	l'allemand
India	<i>l'hindi (plus many others)</i>
Ireland	l'anglais, l'irlandais
Italy	l'italien
Japan	le japonais
Mexico	l'espagnol
Morocco	l'arabe, le français
Netherlands	le néerlandais
Poland	le polonais
Portugal	le portugais
Russia	le russe
Senegal	le français
Spain	l'espagnol
Switzerland	l'allemand, le français, l'italien
United States	l'anglais

3.3 CONJUGATION OF SECOND GROUP OF VERBS

Different kinds of verbs in French include: regular verb ending with *-er*, *-ir*, *-re*, stem-changing, and irregular. For conjugating regular verbs for each of the first three kinds

Basics of French Language

of verbs, we have to learn some rules of conjugation of regular verbs in each of those categories.

French verbs are conventionally divided into following three groups for the purpose of conjugations:

A)**First Group**:all regular verbs in infinitive form ending with -er (except aller).

B)**Second Group**: Some regular Verbs with infinitives ending in -ir form a second group of regular verbs in French .

C)**Third Group**: It includes all the irregular verbs. It can be divided into following main sub-category:

1. verbs ending with -IR (like MOURIR, VENIR);
2. verbs ending with -OIR (like RECEVOIR);
3. verbs ending with -RE (like RENDRE:);
4. ALLER even if it is terminated by -ER

Regular verbs with infinitives ending in *-ir* form the second group of regular verbs in French and it is the second-largest category of French verbs. These verbs are also referred to as 'second conjugation' verbs. The French verb with the infinitive ending removed is called the stem or radical.

In order to **conjugate** a regular *-ir* verb, in simple present tense *-ir* of the infinitive is omitted to get the stem. Then the stem /six present tense **endings** are added with: **-is, -is, -it, -issons, -issez, -issent** according to the subject . The singular and plural forms of the third person are clearly distinguishable (**finit** vs.**finissent**). These verbs always use a double radical. One for the singular and the second one for plural persons: fin-is; finiss-ons).

While conjugating with subject Je- **„ir“ is replaced by „is“;**

While conjugating with subject Tu -**„ir“ is replaced by „is“;**

While conjugating with subject Il‘ or Elle‘ or On‘ or any third person singular subject - **„ir“ is replaced by „it“;**

While conjugating with subject Nous- **„ir“ is replaced by „issons“;**

While conjugating with subject Vous -**„ir“ is replaced by „issez“;**

While conjugating with subject Ils or Elles or any third person plural subject **„ir“ is replaced by „issent“.**

Conjugation of second group of regular verb „Finir“ – „To finish“ in present tense

Je finis	- I finish
Tu finis	- You finish

Basics of French Language

Il/Elle finit	- He finishes/She finishes
On finit	-We finish
Nous finissons	- We finish
Vous finissez	- You finish
Ils/Elles finissent	- They finish

Conjugation of second group of regular verb „Choisir“-„To Choose“ in present tense

Je choisis	- I choose
Tu choisis	- You choose
Il/Elle choisit	- He chooses/She chooses
On choisit	-We choose
Nous choisissons	- We choose
Vous choisissez	- You choose
Ils/Elles choisissent	- They choose

Conjugation of second group of regular verb „Réussir“-„To succeed“ in present tense

Je réussis	- I succeed
Tu réussis	- You succeed
Il/Elle réussit	- He succeeds/She succeeds
On réussit	-We succeed
Nous réussissons	- We succeed
Vous réussissez	- You succeed
Ils/Elles réussissent	- They succeed

Conjugation of second group of regular verb „Agir“- „To act“ in present tense

Je agis	- I act
Tu agis	- You act
Il/Elle agit	- He/ She acts
On agit	-We act
Nous agissons	- We act
Vous agissez	-You act
Ils/ Elles agissent	-They act

List of some common regular verbs ending with „-ir“.

- *Abolir* – to abolish
- *Accueillir* – to welcome
- *Accomplir* – to accomplish
- *Avertir* – to warn
- *Bâtir* – to build
- *Bénir* – to bless
- *Embellir* – to make beautiful
- *Établir*– to establish
- *Finir* – to finish
- *Grandir* – to grow up

Basics of French Language

- *Grossir* – to gain weight
- *Investir* – to invest
- *Maigrir*, - to lose weight
- *Mincir*, - to get slimmer
- *Nourrir* – to feed
- *Obéir* – to obey
- *Punir* – to punish
- *Réfléchir*, - to think, reflect
- *Ralentir* – to slow down
- *Réagir*, -to react
- *Remplir* – to fill
- *Réunir* – to reunite
- *Rougir* – to blush
- *Saisir* – to seize
- *Vieillir* – to grow old

Irregular "-ir" Verbs

Above mentioned French -ir verbs are regular verbs, which follow the previously discussed rules for conjugation. But there are a number of irregular -ir verbs in French and they fall into three groups.

I)The first group of irregular -ir verbs is essentially conjugated like the verb *partir* ("to leave"). This group includes such verbs as:

- *Consentir* - to consent
- *Départir* - to accord
- *Dormir* - to sleep
- *Endormir*- to put/send to sleep

Conjugation of second group of irregular verb „Dormir“ (To sleep) in present tense

Je dors (I sleep)
Tu dors (You sleep)
Il dort (He sleeps)
Elle dort (She sleeps)
On dort (We sleep)

Basics of French Language

Nous dormons(We sleep)
Vous dormez (You sleep)
Ils dorment (They sleep)
Elles dorment (They sleep)

Conjugation of second group of irregular verb „Sortir“ (To go out) in present tense

Je sors(I go out)
Tu sors (You go out)
Il sort (He goes out)
Elle sort (She goes out)
On sort (We go out)
Nous sortons (We go out)
Vous sortez (You go out)
Ils sortent(They go out)
Elles sortent (They go out)

Conjugation of second group of irregular verb „Partir“ (To leave) in present tense

Je pars(I leave)
Tu pars (You leave)
Il part (He leaves)
Elle part (She leaves)
On part (We leave)
Nous partons (We leave)
Vous partez (You leave)
Ils partent(They leave)
Elles partent (They leave)

The second group consists of verbs that end in *-llir*, *-frir*, *or*, *-vrir*, and almost all are conjugated like regular *-er* verbs. Examples of these verbs include:

- Couvrir - to cover
- Cueillir - to pick
- Découvrir- to discover
- Entrouvrir - to half-open

Conjugation of second group of irregular verb „Ouvrir“ (To open) in present tense

J'ouvre,(I open)
Tu ouvres(You open)
Il ouvre(He opens)
Elle ouvre(She opens)
On ouvre(We open)
Nous Ouvrons,(We open)
Vous ouvrez(You open)
Ils Ouvrent(They open)

Basics of French Language

Elles Ouvrent(They open)

In the third group, verbs such as *tenir* ("to hold") and *venir* ("to come") and their derivatives follow a shared conjugation pattern in the present tense. The remaining irregular *-ir* verbs don't follow a pattern. One has to memorize the conjugations for each of the verbs separately. Some of the verbs are:

- Acquérir - to acquire
- Asseoir - to sit
- Avoir - to have
- Conquérir - to conquer
- Courir- to run

Conjugation of second group of irregular verb „Courir“ (To run) in present tense

- Je cours(I run)
- Tu cours(You run)
- Il court (He runs)
- Elle court (She runs)
- On court (We run)
- Nous courons, (We run)
- Vous courez(You run)
- Ils Courent(They run)/Elles Courent (They run)

3.4 ADJECTIVES OF PLACE-

Followings adjectives are used before the nouns.

Adjective	Meaning
Affreux, -euse	awful, terrible
Autre	other
Beau (belle)	good-looking, beautiful
Bon (bonne)	good
Bref (brève)	brief
Excellent(e)	excellent
Grand (e)	large
Haut(e)	high, tall
Pretty	pretty
Mauvais(e)	bad, wrong
Méchant (e)	Naughty
Même(s)	same
Nouveau (nouvelle)	new
Petit(e)	small
Plusieurs ...	several ...
Premier, second, avant-	(Ordinal numbers)

Basics of French Language

dernier, dernier, troisième, quatrième <i>etc</i>	
Vieux (vieille)	old

Examples are:-

- **Il est bon garçon.**
- *He is a Handsomeboy.*
- **Elle est belle fille.**
- *She is a beautiful girl*
- **Il y a une haute colline derrière la forêt.**
- *There is a tall hill behind the forest*
- **Il a une grande jardin.**
- *He has a large garden*

The following adjectives have the different meanings before and after the noun-

Adjective	Meaning before the noun	Meaning after the noun
Ancien/Ancienne	former, ex-	old, ancient
Brave	fine, amiable	brave, courageous
Certain	certain (in sense of 'particular')	sure, certain
Cher	dear, true	expensive
Curieux/curieuse	strange	inquisitive
Fameux	famous, infamous	top-notch, first-rate
Gros	big	fat
Jeune	Young, younger	not old
Pauvre	poor	poor
Propre	own	clean
Pure	pure, simple, plain	pure, unaltered
Rare	rare, precious	Rare, infrequent
Seul/Seule	only, sole	lonely
Terrible	terrible, awful	great
Vrai	real, serious	real, true

Example-

- **Une ancienne école (School which exists no more).**
- **Une chaise ancienne (old chair).**
- **Un seul fils (only son)**
- **Une femme seule (A woman who is not accompanied)**

Basics of French Language

- Une chaise rare (valuable chair)
- Des rares chaises (rare)

3.5 PREPOSITIONS OF PLACE

One of the eight French parts of speech, prepositions are the essential words which are placed after a verb, noun or adjective in order to indicate a relationship between that word and the noun or pronoun that follows. Many French prepositions have more than one English equivalent, depending on how they are used – and vice versa. Some common French prepositions and their English meaning are given below.

French prepositions	English meaning
à	to, at, in
à côté de	Beside, By the side
après	after
avant	before
avec	with
chez	at the home/office of, among
Contre	against, versus
dans	in
de	from, of, about
depuis	since, for
derrière	in back of, behind
devant	in front of
durant	during, while
en	in, to
entre	between
envers	toward
environ	approximately, around
jusque	until, up to
malgré	despite
par	by, through
parmi	among
pendant	during
pour	for
sans	without
sauf	except
selon	according to
sous	under
suivant	according to
sur	On, Over, above
vers	toward, near

Par exemple (For Example) Il est dans la rue, devant la maison. (He is inside the street, in front of house).

Basics of French Language

Some basic rules to use preposition before the place, or going to a place in French are given below.

Preposition “**en**” and “**au**” are used before the name of country. —en is used before the country whose gender is feminine and —au is used before the country whose gender is masculine. —aux is used before the country whose name is plural. But preposition à “is used before a town or city .Meaning of —en and —au is in’ and that of à ‘ and de’ are in’ or at’ and from’ respectively. Country name ending with —El is (feminine) and Country name not ending with —El is normally masculine. Some exceptions are there like country Mexique ,although ending with —El ,but it is masculine.

Some examples are:

J’habite**en**Inde.(I live in India).

J’habite**au**Japon.(I live in Japan).

Nous habitons**au**Mexique.(We live in Mexico).

Nous habitons**aux** États-Unis. (We live in United States of America).

Il habite**à**Paris.(He lives in Paris)


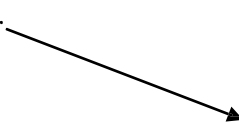
Je vais **à**Paris.(I go to Paris)

Je viens de Paris.(I come from Paris.)

Il vient de Tokyo..(He comes from Tokyo.)

Preposition à ‘ is used when we describe going to a place and for coming from a place preposition—de is used as explained above.

Preposition used with other places

Aller		À l’école
		À l’opéra
Rester		À l’église
		À l’université
		Au collège
		Au café
		Au musée
		Au marché
		Au bistrot
		Au cinéma
		Au super marché
		Au theatre
		Au zoo
		Au tabac
		Au restaurant
		Au magasin
À la cafétéria		
À la banque		
À la plage		
À la mer		
À la piscine		
À la poste		

3.6 LA DESCRIPTION D'UN ENDROIT (VOTRE VILLE / L'ENDROIT TOURISTIQUE)-DESCRIBING A PLACE (YOUR CITY/ TOURIST PLACE) -

A) Description of Delhi (In English)

National Capital Territory of Delhi (NCT), is a city and a union territory of India. It is the capital of India. It is one of the fastest growing cities in India. It is situated in the north of India, on the bank of river Yamuna. It is bordered by Haryana on three sides and by Uttar Pradesh in the east. The area of National Capital Territory of Delhi (NCT), is 1,484 square kilometres. Population of Delhi is 20 million. New Delhi was built by a British architect Edward Lutyens in 1912. The Parliament House and Supreme Court of India are located in Delhi. The president, prime minister and all other ministers of India stay in Delhi. There are lot of historical places like, Qutab Minar, JantarMantar, Red Fort in Delhi. The Indira Gandhi International Airport is also located in Delhi. People of different communities stays in Delhi. Delhi is well known for its spicy and tasty food. The main language spoken in Delhi is Hindi.

La description de Delhi (En languefrançaise):

Territoire de la capitale nationale de Delhi (NCT), est une ville et un territoire de l'union d'Inde. Il est la capitale de l'Inde. C'est l'une des villes dont la croissance est la plus rapide en Inde. Il est situé dans le nord d'Inde, sur la rive de la rivière Yamuna. Il est bordé par l'Haryana sur trois côtés et par l'Uttar Pradesh à l'est. La superficie du territoire de la capitale nationale de Delhi (NCT) est de 1 484 kilomètres carrés. La population de Delhi est de 20 millions. New Delhi a été construite par un architecte britannique Edward Lutyens en 1912. Le Parlement et la Coursuprême de l'Inde se trouvent à Delhi. Le président, le premier ministre et tous les autresministresrestent à Delhi. Il ya beaucoup de lieuxhistoriquescomme, Qutab Minar, Jantar Mantar ,Red Fort et etc à Delhi.. L'aéroport international Indira Gandhi est aussisitué à Delhi.Des gens de différentescommunautésrestent à Delhi. Delhi est bien connu pour sesépice et plats savoureux.. La langue principaleparlée à Delhi est le Hindi.

B)Description of Mumbai (In English)

Mumbai is a natural harbour on **the** west coast of India. It is the capital of Maharashtra. It is India's most populous city. The population of Mumbai is 24 Million. It is the commercial capital of India. It is also the wealthiest city in India. It is a beautiful, vibrant and cosmopolitan city. It is a city of seven islands. It is the city of dreams. There are many monuments here. Gate way of India is a famous monument of Mumbai. Elephanta Caves is a popular tourist attraction in Mumbai. It is full of hotels, museums and tourist places. There are also beautiful gardens. Juhu and Chowpatty are

Basics of French Language

the two famous beach of Mumbai. All people visit the beach especially in summer. It is also known as film city. I love the city of Mumbai.

La description de Mumbai (En languefrançaise):

Mumbaiest un port naturel situé sur la côte ouest de l'Inde. C'est la capitale de Maharashtra. C'est la ville la plus peuplée de l'Inde.La population de Mumbai est de 24 millions d'habitants.C'est lacapitalecommerciale de l'Inde. C'est aussi la ville la plus riched'Inde. C'est une ville belle, vivante et cosmopolite. C'est une ville de sept îles. Elle est la ville de rêves. Il y a beaucoup de monuments ici. Gate way of India est un monument célèbre de Mumbai.Elephanta Caves est une attraction touristique populaire. Elle est pleined'hôtels, de musées et d'endroitstouristiques. Il y aaussi de beaux jardins. Juhu et Chowpatty sont les deux célèbres plages deMumbai.Tous les gens visitent la plage surtout en été.C'est ce qu'on appelle la ville du film.J'aime beaucoup la ville de Mumbai.

CHECK YOU PROGRESS – II

1- Write the conjugation of followings verbs in present tense: -

- a) Choisir‘
- b) _Dormir‘
- c) Remplir
- d) Réunir
- e) Réussir
- f) Rougir
- g) Ouvrir
- h) Vieillir

2-Fill in the blanks with –à, au, à la, en, chez

- I. Je vais ---Inde, --- Delhi,----- des amis.
- II. Il va -----concert, ----- opera.
- III. Je vias-----le dentiste.
- IV. J'habite ---- Japon

3- Fill in the blank with the given adjective and prepositions (beau,Souriante, grande,grand méchante,dans,devant) in the following sentences-

- a) Il est----- garçon.
- b) Elle est----- fille.

Basics of French Language

- c) Elle est ----- femme.
- d) Rakesh est -----homme.
- e) Shalini est ----- --.
- f) Il est -----la rue,
- g) Je suis ----- la maison

3.7 GLOSSARY

Second Group of Regular Verbs: Regular verbs with infinitives ending in *-ir* form the second group of regular verbs in French and it is the second-largest category of French verbs. These verbs are also referred to as 'second conjugation' verbs.

Prepositions of Place: One of the eight French parts of speech, prepositions are the essential words which are placed after a verb, noun or adjective in order to indicate a relationship between that word and the noun or pronoun that follows. Many French prepositions have more than one English equivalent, depending on how they are used – and vice versa.

3.8 ANSWER TO CHECK YOUR PROGRESS

Check you Progress - 1

1. See 3.2

Check you Progress - 2

1. See 3.3
2. See 3.4 and 3.5
3. See 3.4 and 3.5

3.9 REFERENCE / BIBLIOGRAPHY/SUGGESTED READINGS

- Batchelor ,R.E and Offord, M.H., *Using French*, Press Syndicate of Cambridge: The Pitt Building, Trumpington Street, Cambridge .
- Bhattacharya, S.,(2005), *French for Hotel Management & Tourism Industry*, Frank Bros. & Co. (Publishers) Ltd., New Delhi
- Catherine Lobo & Sonali Jadhav ,, *Basic French Course for The Hotel Industry*
- François Makowski,(2000), *French made easy*, Goyal Publishers (P) Ltd. Delhi.
- Jenny Ollerenshaw and Stephanie Rybak (2003), *Breakthrough French 3*, Palgrave Macmillan Houndmills, Basingstoke, Hampshire, UK.

Basics of French Language

- Larousse (2011), *A Complete French Grammar*.
- Larousse *Compact Dictionary: French-English/ English-French*.
- Mauger, G., and Bruézière (1980), *Le français et la vie, The French Book Centre, New Delhi*.
- Mauger, G., *Cours de Langue et de Civilisation Françaises, Hachette, Paris*
- Philippe Dominique, Michèle Verdelhan and Michel Verdelhan (1982) *, Sans Frontiers: Méthode De Français, Part 1 & Part 2* ,CLE INTERNATIONAL, Paris and f b c., New Delhi.
- Philippe Dominique, Jacky Girardet, Michèle Verdelhan and Michel Verdelhan (1999) *, Le Nouveau Sans Frontiers: Méthode De Français, Part 1 & Part 2* ,CLE INTERNATIONAL, Paris and GOYL SaaB, Delhi.
- Stephanie Rybak, (2003), *Breakthrough French 1*, Palgrave Macmillan Houndmills, Basingstoke, Hampshire, UK.
- Stephanie Rybak, (2003), *Breakthrough French 2*, Palgrave Macmillan Houndmills, Basingstoke, Hampshire, UK.
- Talukdar, A., (2006), *Parlez a' I' hotel!*, Aman Publications , Delhi.

Websites:

<https://www.lawlessfrench.com/grammar/>

<https://www.frenchconjugation.com/verbs/>

<https://www.frenchtoday.com>

<https://frenchtogether.com/french-adjectives/>

3.10 TERMINAL QUESTIONS

1. Describe a place in French.
2. Explain the second group of verbs of French.

UNIT: 04

VOCABULARY

STRUCTURE:

- 4.1 Objectives
- 4.2 Conjugation of Irregular Verbs in Present Tense.
- 4.3 Vocabulaire: Décrire Une Famille (Vocabulary: Describing A Family)
- 4.4 Name of Dairy Products and Cereals In French
- 4.5 Negation
- 4.6 Adjectifs Démonstratifs (Demonstrative Adjectives)
- 4.7 Simple Translation
- 4.8 (Oral)
- 4.9 Glossary
- 4.10 Answer to Check Your Progress
- 4.11 Reference / Bibliography/Suggested Readings
- 4.12 Terminal Questions

4.1 OBJECTIVE

After reading this unit you should be able to:

- To learn the conjugations of irregular verbs in French.
- To understand the Demonstrative Adjectives and how to make negation in French.
- To know about name of the family relation and how to describe a family.
- To know the name of dairy products and cereals in French.
- To learn some simple translation and oral conversation in different situation.

4.2 CONJUGATION OF IRREGULAR VERBS IN PRESENT TENSE

They are the third group of verbs and it includes all the irregular verbs. It can be divided into following main sub-category:

1. verbs ending with -IR (like MOURIR, VENIR, TENIR);
2. verbs ending with -OIR (like RECEVOIR);
3. verbs ending with -RE (like RENDRE:);
4. ALLER even if it is terminated by -ER

Basics of French Language

In the third group, verbs such as *tenir* ("to hold") and *venir* ("to come") and their derivatives follow a shared conjugation pattern in the present tense. The remaining irregular *-ir* verbs don't follow a pattern. Similarly, some verbs ending with *-oir* and *-re* and their derivatives follow a shared conjugation pattern in the present tense. The remaining irregular verbs ending with *-ir*, *-oir* and *-re*, don't follow a pattern. One has to memorize the conjugations for each of the verbs separately. Conjugations of various types of irregular verbs are given below:

1) Conjugation of irregular verb „Aller“ (Togo) in present tense

Je vais (I go)
Tu vas (You go)
Il va (He goes)
Elle va (She goes)
On va (We go)
Nous allons (We go)
Vous allez (You go)
Ils vont (They go) (Masculine)
Elles vont (They go) (Feminine)

2)(a) Conjugation of irregular verb „Venir“ (To come) in present tense

Je viens (I come)
Tu viens (You come)
Il vient (He comes)
Elle vient (She comes)
On vient (We come)
Nous venons (We come)
Vous venez (You come)
Ils viennent (They come)
Elles viennent (They come)

(b) Conjugation of irregular verb „Tenir“ (To hold) in present tense

Je tiens (I hold)
Tu tiens (You hold)
Il tient (He holds)
Elle tient (She holds)
On tient (We hold)
Nous tenons (We hold)
Vous tenez (You hold)
Ils tiennent (They hold)
Elles tiennent (They hold)

3)(a) Conjugation of irregular verb „Lire“ (To read) in present tense

Je lis (I read)

Basics of French Language

Tu	lis (You read)
Il	lit (He reads)
Elle	lit (She reads)
On	lit (We read)
Nous	lisons (We read)
Vous	lisez (You read)
Ils	lisent (They read)
Elles	lisent (They read)

(b) Conjugation of irregular verb „Dire“ (To say) in present tense

Je	dis (I say)
Tu	dis (you say)
Il	dit (he says)
Elle	dit (she says)
On	dit (we say)
Nous	disons (we say)
Vous	dites (you say)
Ils	disent (They say)
Elles	disent (They say)

(c) Conjugation of irregular verb „Interdire“ (To prohibit) in present tense

J'	interdis (I prohibit)
Tu	interdis (You prohibit)
Il	interdit (He prohibits)
Elle	interdit (She prohibits)
On	interdit (We prohibit)
Nous	interdisons (We prohibit)
Vous	interdites (You prohibit)
Ils	interdisent (They prohibit)
Elles	interdisent (they prohibit)

(d) Conjugation of irregular verb „Rire“ (To laugh) in present tense

Je	ris (I laugh)
Tu	ris (You laugh)
Il	rit (He laughs)
Elle	rit (She laughs)
On	ria (We laugh)
Nous	ria (We laugh)
Vous	riez (You laugh)

Basics of French Language

Ils rient (They laugh)

Elles rient (They laugh)

(e) Conjugation of irregular verb, „Vivre“ (To live)in present tense

Je vis (I live)

Tu vis (You live)

Il vit (He lives)

Elle vit (She lives)

On vit (We live)

Nous vivons (We live)

Vous vivez (You live)

Ils vivent (They live)

Elles vivent (They live)

4)(a) Conjugation of irregular verb“Prendre” (Totake) in present tense

Je prends (I take)

Tu prends (You take)

Il prend (He takes)

Elle prend (She takes)

On prend (We take)

Nous prenons (We take)

Vous prenez (You take)

Ils Prennent (They take)

Elles Prennent (They take)

(b) Conjugation of irregular verb“Apprendre” (To learn)in present tense

J'apprends (I learn)

Tu apprends (You learn)

Il apprend (He learns)

Elle apprend (She learns)

On apprend (We learn)

Nous apprenons (We learn)

Vous apprenez (You learn)

Ils apprennent (They learn)

Elles apprennent (They learn)

Basics of French Language

(c) Conjugation of irregular verb “Comprendre”(To understand)in present tense

Je	comprends (I understand)
Tu	comprends (You understand)
Il	comprend (He understands)
Elle	comprend (She understands)
On	comprend (We understand)
Nous	comprenons (We understand)
Vous	comprenez (You understand)
Ils	comprennent (They understand)
Elles	comprennent (They understand)

(d) Conjugation of irregular verb “Attendre”(To expect)in present tense

J'	attends (I expect)
Tu	attends (You expect)
Il	attend (He expects)
Elle	attend (She expects)
On	attend (We expect)
Nous	attendons (We expect)
Vous	attendez (You expect)
Ils	attendent (They expect)
Elles	attendent (They expect)

(e) Conjugation of irregular verb “Vendre”(To sell)in present tense

Je	vends (I sell)
Tu	vends (You sell)
Il	vend (He sells)
Elle	vend (She sells)
On	vend (We sell)
Nous	vendons (We sell)
Vous	vendez (You sell)
Ils	vendent (They sell)
Elles	vendent (They sell)

Basics of French Language

(f) Conjugation of irregular verb “Mettre” (To put) in present tense

Je	mets (I put)
Tu	mets (You put)
Il	met (He put)
Elle	met (She put)
On	met (We put)
Nous	mettons (We put)
Vous	mettez (You put)
Ils	mettent (They put)
Elles	mettent (They put)

(5) Conjugation of irregular verb “Peindre ” (Topaint) in present tense

Je	peins (I paint)
Tu	peins (You paint)
Il	peint (He paints)
Elle	peint (She paints)
On	peint (We paint)
Nous	peignons (We paint)
Vous	peignez (You Paint)
Ils	peignent (They paint)
Elles	peignent (They paint)

(6) (a) Conjugation of irregular verb “Vouloir ” (To want) in present tense

Je	veux (I want)
Tu	veux (You want)
Il	veut (He wants)
Elle	veut (She wants)
On	veut (We want)
Nous	voulons (We want)
Vous	voulez (You want)
Ils	veulent (They want)
Elles	veulent (They want)

Basics of French Language

(b) Conjugation of irregular verb “Pouvoir ”(Can)in present tense

Je	peux	(I can)
Tu	peux	(You can)
Il	peut	(He can)
Elle	peut	(She can)
On	peut	(We can)
Nous	pouvons	(We can)
Vous	pouvez	(You can)
Ils	peuvent	(They can)
Elles	peuvent	(They can)

(7) (a) Conjugation of irregular verb “Boire ”(To drink)in present tense

Je	bois	(I drink)
Tu	bois	(You drink)
Il	boit	(He drinks)
Elle	boit	(She drinks)
On	boit	(We drink)
Nous	buvons	(We drink)
Vous	buvez	(You drink)
Ils	boivent	(They drink)
Elles	boivent	(They drink)

(b) Conjugation of irregular verb “Voir ”(To see)in present tense

Je	vois	(I see)
Tu	vois	(You see)
Il	voit	(He see)
Elle	voit	(She see)
On	voit	(We see)
Nous	voyons	(We see)
Vous	voyez	(You see)
Ils	voient	(They see)
Elles	voient	(They see)

Basics of French Language

(c) Conjugation of irregular verb “Prévoir” (To foresee) in present tense

Je	prévois (I foresee)
Tu	prévois (You foresee)
Il	prévoit (He foresees)
Elle	prévoit (She foresees)
On	prévoit (We foresee)
Nous	prévoyons (We foresee)
Vous	prévoyez (You foresee)
Ils	prévoient (They foresee)
Elles	prévoient (They foresee)

(8) Conjugation of irregular verb “Savoir” (To know) in present tense

Je	sais (I know)
Tu	sais (You know)
Il	sait (He knows)
Elle	Sait (She knows)
On	sait (We know)
Nous	savons (We know)
Vous	savez (You know)
Ils	savent (They know)
Elles	savent (They know)

(9) Conjugation of irregular verb “S'asseoir” (To sit) in present tense

Je	m'assieds (I sit)
Tu	t' assieds (you sit)
Il	s'assied (he sit)
Elle	s'assied (she sit)
On	s'assied (we sit)
Nous	nous asseyons (we sit)
Vous	vous asseyez (you sit)
Ils	s' asseyent (they sit)
Elles	s' asseyent (They sit)

(10) Conjugation of irregular verb “Devoir” (must) in present tense

Je	dois (I must)
----	-----------------

Basics of French Language

Tu dois (You must)
Il doit (He must)
Elle doit (She must)
On doit (We must)
Nous devons (We must)
Vous devez (You must)
Ils doivent (They must)
Elles doivent (They must)

(11) Conjugation of irregular verb "Faire" (To do) in present tense

Je fais (I do)
Tu fais (You do)
Il fait (He does)
Elle fait (She does)
On fait (We do)
Nous faisons (We do)
Vous faites (You do)
Ils font (They do) Masculine
Elles font (They do) Feminine

(12) Conjugation of irregular verb "Conduire" (To drive) in present tense

Je conduis (I drive)
Tu conduis (You drive)
Il conduit (He drives)
Elle conduit (She drives)
On conduit (We drive)
Nous conduisons (We drive)
Vous conduisez (You drive)
Ils conduisent (They drive)
Elles conduisent (They drive)

(13) Conjugation of irregular verb "Croire" (To believe) in present tense

Je crois (I believe)
Tu crois (You believe)
Il croit (He believes)

Basics of French Language

Ells	croit (She believes)
On	croit (We believe)
Nous	croyons (We believe)
Vous	croyez (You believe)
Ils	croient (They believe)
Elles	croient (They believe)

(14) Conjugation of irregular verb“Connaitre”(Toknow)in present tense

Je	connais (I know)
Tu	connais (You know)
Il	connait (He knows)
Elle	connait (She knows)
On	connait (We know)
Nous	connaissons (We know)
Vous	connaissez (You know)
Ils	connaissent (They know)
Elles	connaissent (They know)

4.3. Vocabulaire :Décrire Une Famille (Vocabulary: Describing A Family)

En Anglais (In English)	En Français (In French)
Mother	Mère
Father	Père
Grand parents	Grand-parents
Paternal Grandfather	Grand-père paternel
Paternal Grandmother	Grand-mère paternelle
<i>Maternal Grandmother</i>	<i>Grand-mère maternelle</i>
Maternal Grandfather	Grand-père maternel
Husband	Mari
Wife	femme
Son	Le Fils
Daughter	La Fille
Brother	Frère
Sister	Sœur
Father in law/ Step father	Beau-père
Step mother, Mother in law	Belle-mère
Brother in law	Beau frère
Sister in law	Belle soeur
Male Cousin	Cousin

Basics of French Language

Female Cousin	Cousine
Grandson (Son's Son)	Petit-fils (fils du fils)
Grandson (Daughter's Son)	Petit-fils (fils de fille)
Granddaughter (Son's Daughter)	Petite-fille (fille du fils)
Granddaughter (Daughter's Daughter)	Petite-fille (fille de fille)
Sister's Husband	Le mari de la sœur
Sister's Son	Le fils de sa sœur
Sister's Daughter(Niece)	Nièce
Nephew	Neveu
Father's Sister's Husband	Le mari de la sœur du père
Uncle	Oncle
Aunt	Tante
Mother's Brother	Le frère de mère
Mother's Brother's Wife	La femme du frère de la mère
Mother's Sister	Sœur de la mère
Mother's Sister's Husband	Le mari de la Sœur de la mère
Brother's Wife	La femme de frère
Brother's Son	Le fils du frère
Brother's Daughter	La Fille du frère
Son in Law	Beau fils
Daughter in Law	Belle-fille
Husband's Sister	Soeur de mari
Husband's (younger) Brother	Mari (plus jeune) frère
Husband's (younger) Brother's Wife	Épouse du frère (plus jeune)
Wife's Sister	La sœur de l'épouse
Wife's Brother	Le frère de l'épouse

Figure 1: The Gupta's Family

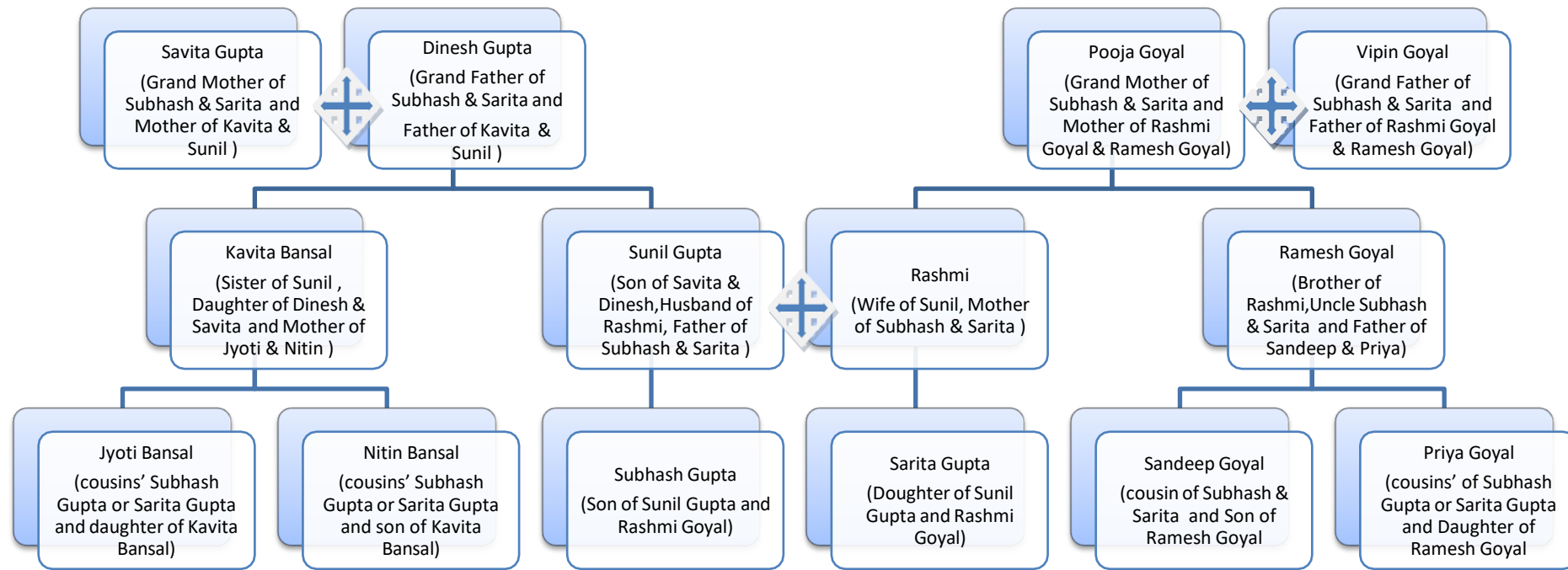
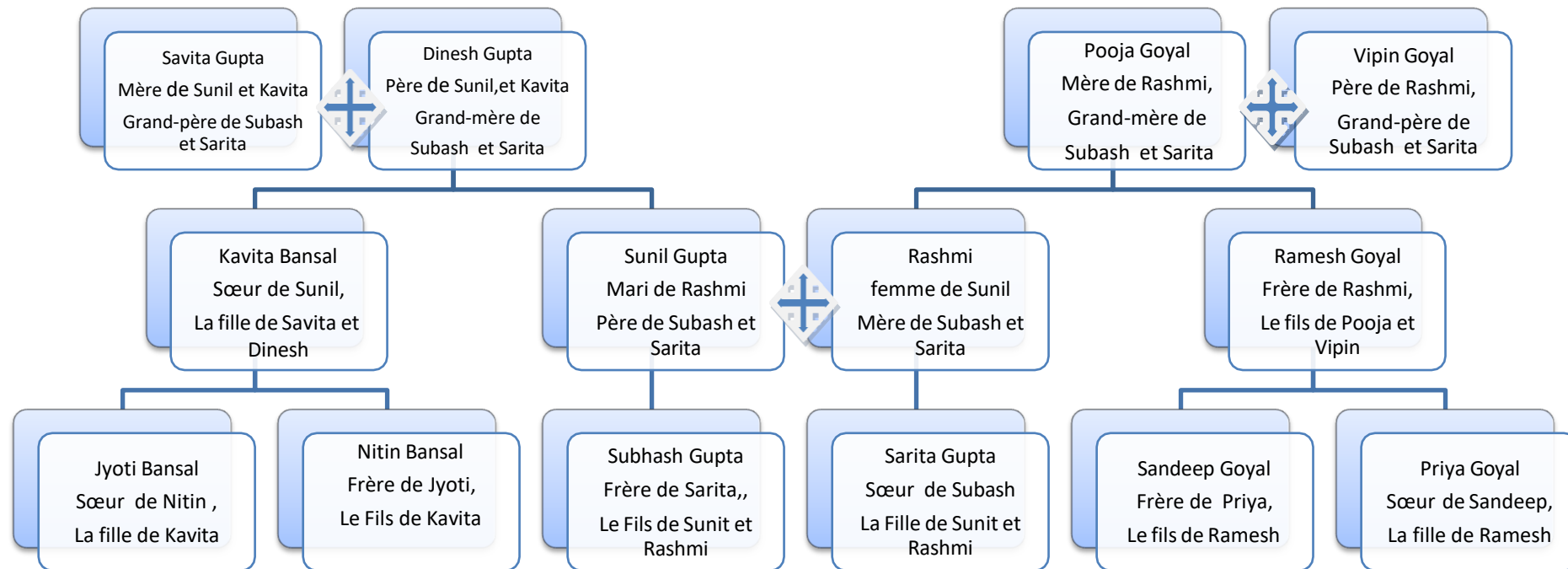


Figure 2: La Famille Gupta's



Describe your family (Les Guptas Famille):

1. Subhash Gupta et Sarita Gupta sont les enfants de Sunil et Rashmi.
(Subhash Gupta and Sarita Gupta are the children of Sunil and Rashmi)
2. Subash est le fils et Sarita est la fille de Sunil et Rashmi.
(Subhash is the son and Sarita is the daughter of Sunil and Rashmi.)
3. Sunil est le **père et Rashmi est la mère de** Subash et Sarita..
(Sunil is the father and Rashmi is the mother of Subash and Sarita.)
4. Subash est le frère de Sarita et Sarita est la **soeur de Subash.**
(Subash is the brother of Sarita and Sarita is the sister of Subash.)
5. Sunil Gupta et Rashmi sont les parents de Subash et Sarita
(SunilGupta and Rashmi are the parents of Subhash and Sarita)
6. Sunil Gupta et Kavita sont les enfants de Dinesh et Savita.
(SunilGupta and Kavita are the children of Dinesh and Savita)
7. Sunil est le frère de Kavita et Kavita est la **soeur deSunil..**
(Sunil is the brother of Kavita and Kavita is the sister of Sunil.)
8. Dinesh et Savita sont les parents de Sunil Gupta et Kavita.
(Dineshand Savitaare the parents of Sunil Gupta and Kavita)
9. Kavita est la tante de Subhash et Sarita et elle est la **belle soeur de Rashmi.**
(Kavita is the aunt of Subash and Sarita and sister-in-law of Rashmi.)
10. . Dinesh et Savita sont les Grand-parents paternel des enfants, Subhash et Sarita .
(Dinesh and Savitaare the paternal grand parents of Subash and Sarita).
11. Dinesh est le grand-père paternel and Savita est la Grand-mère paternelle des enfants, Subhash et Sarita .
(Dinesh is the paternal grand father and Savitais the paternal grand mother of children,Subash and Sarita).
12. Dinesh est le beau-père **de Rashmi et** Savita est la **belle-mère de Rashmi.**
(Dinesh is the father-in-law and Savitais the mother-in-law of Rashmi)
13. **Rashmi est la belle fille de** Dinesh et Savita..
(Rashmi is the daughter-in-law of Dineshand Savita)
14. Nitin et Jyoti sont les enfants de Kavita..
(Nitinand Jyoti are the children of Kavita)

15. **Nitin est le frère** de Jyoti et Jyoti est la **soeur de Nitin.**

.(Nitin is the brother of Jyoti and Jyoti is the sister of Nitin.)

16. **Nitin est le cousin de** Subhash et Sarita.(Nitin is the cousin brother of Subhash and Sarita)

17. Jyoti est la **cousine de** Subhash et Sarita..(Jyoti is the cousin sister of Subhash and Sarita)

18. Dinesh et Savita sont les **Grand-parents maternel** des enfants, Nitin et Jyoti.

(Dinesh and Savita are the maternal grand parents of Nitinand Jyoti.)

19. Pooja et Vipin sont les **Grand-parents maternel** des enfants Subhash et Sarita; les **Grand-parents paternal** des enfants Sandeep et Priya et les **parents de** Rashmi et Ramesh .

(Poojaand Vipin are the maternal grand parents of the children Subhash and Sarita;paternal grand parentsof Sandeep and Priya and parents of Rashmi and Ramesh.)

20. Vipin est le **beau-père de Sunil** et **Pooja est la belle-mère de Sunil.**

(Vipinis the father-in-law and Poojais the mother-in-law of Sunil)

21. **Sunil est le beau frère de Ramesh.**

(Sunil is the brother-in-law of Ramesh.)

4.4 NAME OF DAIRY PRODUCTS AND CEREALS IN FRENCH

Nom Des Porgaines Laitiers (Name of Dairy Products)	
En Anglais (In English)	En Français (In French)
le lait	Milk
le fromage	Cheese
le lait entier	whole milk
le lait de vache	cow's milk
le lait écrémé	skimmed milk
le lait demi-écrémé	semi-skimmed milk
le carton de lait	milk carton
le lait condensé	condensed milk
le lait de chèvre	goat's milk
le fromage à crème	cream cheese
le fromage à pâté	soft cheese
le bleu	blue cheese
le fromage à pâté	semi-hard cheese

le fromage râpé	grated cheese
le fromage à pâté	hard cheese
le fromage à pâté semi-molle	semi-soft cheese
fromage blanc	cottage cheese
le fromage frais	fresh cheese
le beurre	Butter
la crème	Cream
la margarine	Margarine
la crème allégée	single cream
la crème épaisse	double cream
la crème fouettée	whipped cream
le yaourt	Yoghurt
la glace	ice-cream
le lait pasturisé	pasteurized milk
le lait non-pasteurisé	unpasteurized milk
le milk-shake	Milkshake
le yaourt surgelé	frozen yoghurt
le lait de brebis	sheep's milk
le babeurre	Buttermilk
le lactose	Lactose
le lait homogénéisé	homogenised milk
le lait en poudre	powdered milk
sans matières	grasses fat-free

Nom de cereals (Name of Cereals)	
En Anglais (In English)	En Français (In French)
Barley Groats	Groats d'orge
Broken Wheat	Blé cassé
Buckwheat	sarrasin
Chia Seeds	graines de chia
Cornflakes	flocons de maïs
Cracked Wheat	blé concassé
Durum Wheat	Blé dur
Flaked rice	Riz en flocons
Macaroni	Macaroni
Maize	Maïs

Millet	Millet
Oat	Avoine
Pearl Millet	Millet De Perle
Pot Barley	Orge mondé
Puffed rice / Rice Bubbles	Riz soufflé
Ragi	Ragi
Rice	Riz
Rice Flakes	Flocons de riz
Sago	Sagou
Semolina	La semoule
Sorghum	Sorgho
Spelt	Orthographié
Tapioca (Cassava)Starch Balls	Boules d'amidon de tapioca (manioc)
Vermicelli	Vermicelle

CHECK YOU PROGRESS – 1

1. Write the Conjugation of irregular verbs : Venir & Aller
2. Write the name of the following relationship in French
 - Mother
 - Father
 - Grand Father
 - Grand Mother
 - Son
 - Daughter
 - Brother
 - Sister
 - Father-inlaw
 - Mother-in-law
 - Brother-in-law
 - Sister-in-law
 - Uncle
 - Aunty
3. Write the name of the following dairy products in French:
 - a. Yogurt
 - b. Cow's milk
 - c. *Goat's milk*
 - d. *Sheep's milk*

- e. *Skimmed milk*
- f. *Condensed milk*
- g. *Pasteurized milk*

4. Write the name of the following dairy products in English:

- a. Lait
- b. Beurre
- c. Fromage
- d. Crème
- e. Crème fouetée

5. Write the name of the following cereals dairy products in French:

Barley Groats
Broken Wheat
Cornflakes
Cracked Wheat
Durum Wheat
Flaked rice
Maize

4.5 NEGATION

To make a sentence negative in French one has to use two negative terms. The first one is "ne" (or "n' " if the word begins with a vowel) and the second most common one is "pas" or others like "plus", "rien", "jamais", "personne". In most cases for turning a positive French sentence into a negative one, we add —ne before the verb and —pas after it. when the verb starts with a vowel, we add —n' before the verb. But in order to say —never or —nobody or —no more we use "plus", "rien", "jamais", instead of "pas".

Je n'aime pas le café -I don't like coffee

(ne + verb + pas formula.)

Je ne mange pas ce soir. -I don't eat tonight.

Vous ne venez pas demain. -You don't come tomorrow.

Je ne parle pas -I do not speak.

4.6 ADJECTIFS DÉMONSTRATIFS (DEMONSTRATIVE ADJECTIVES)

Demonstrative adjectives are used to indicate a specific noun or nouns. In French, they agree with the noun(s) in number and gender.

In French there are three singular demonstrative adjectives.

1.Masculine: Ce (this, that)

It is used before a masculine singular noun beginning with a consonant.

2.Masculine in front of a vowel: Cet (this, that)

It is used before a masculine singular noun beginning with a vowel.

3.Feminine: Cette (this, that)

It is used before a feminine singular noun.

Par exemple:

Ce livre-This/That book

Cet homme- This/That man

Cette chaise- This/That chair

Je vais à cet hôtel- I'm going to this hotel

Ce livre est très bon.- This/That book is very good

Je vais acheter cette chaise- I'm going to buy this/that chair.

There is only one plural demonstrative adjective: Ces.(These/Those)

It is used before a masculine or feminine noun in the plural.

Ces chaises- those chairs

Je vais acheter ces chaises. -I am going to buy these/those chairs.

4.7 SIMPLE TRANSLATION

Subject-

Je- I

Tu- You

Il/Elle- He/She

Nous- We

Vous-You (Plural)

Ils/Elles- They (Plural)

Rule for Making a sentence in French:

Subject + Verb + Objects

1-My Name is Roland Brunot.

Je m'appelle Roland Brunot.

2-He is Vikalp Tripathi.

Il s'appelle Vikalp Tripathi.

3- She is journalist

Elle est journaliste.

Some sentence start with there is/ there are (Il y a)

1- There is a boy in the room.

Il y a un garçon dans la chambre.

2- There are some tables in the room.

Il y a des tables dans la chambre.

3-Voici

Here is/ Here are

4- Voila

There is/ There are

5- Le voici

Here he is.

6- La voici

Here she is.

7- Le voila

There he is

8- La voila

There She is

9- Les voila

There they are

10- Le garçon est jeune.

The boy is young.

11- L'homme est jeune.

The man is young

12- *Les femmes sont jeunes.*

The women are young.

13- *La petite fille est intelligente.*

The little girl is intelligent.

14- *Three and six are nine.*

Trois et six font neuf.

Où est means where is

Où sont means where are

1-Où est le garçon?

Where is the boy?

2-Où est la fille?

Where is the girl?

3-Où sont les cahiers?

Where are the notebooks?

4.8 (ORAL CONVERSATION)

Dialogue-1

Small Conversation between Waiter and client (In French)

Garçon- Bonjour, monsieur.

Ashish- Bonjour.

Garçon-Qu'est-ce-que vous voulez?

Ashish-Je veux un café.

Garçon- Voila votre café, monsieur.

Ashish-Merci bien

Garçon- Derien.

(In English)

Waiter- Good Morning, Mr.

Ashish-Good Morning

Waiter- What do you want?

Ashish-Je want coffee .

Waiter- Here is your coffee

Ashish-- Thank you very much

Waiter- You are welcome.



Dialogue-2

Small Conversation between Réceptionist and client (In French)

Réceptionnaire: Bon après *midi*, monsieur Gabriel.

M.Gabriel: Bon après *midi*, Où est ma voiture?

Réceptionnaire: Oui, monsieur. Regardez voila, il est votre chauffeur.

M.Gabriel: Merci bien, à *bientôt*.

Réceptionnaire: Bon voyage.

(In English)

Réceptionist: Good Afternoon, Gabriel sir.

M.Gabriel: Good Afternoon, where is my vehicle.

Réceptionist: Look at there, he is your driver.

M.Gabriel: Thank you, see you soon

Réceptionist: Happy journey

Dialogue-3

Small Conversation between Receptionist and client on reception counter(In French).

M. Raphael: Bonjour, Nous avons Deux reservation.

Réceptionnaire: Bonjour monsieur, A quel nom, s'il vous *plait*?

M. Raphael: Raphael

Réceptionnaire: Pardon monsieur, pouvez vous épeler votre nom?

M. Raphael: R, A, P, H, A, E, L

Réceptionnaire: Un instant, s'il vous *plait!* *c'est correct. Deux chamber pour quatre nuits.*

M. Raphael: Oui, Nous avons besoin de la pièce.

Réceptionnaire: Bien, Vous avez la chamber au dernier étage

(In English)

M. Raphael: Good Morning, we have two reservations.

Réceptionist: Good Morning sir, name, please?

M. Raphael: Raphael

Réceptionist: Excuse me sir, can you spell your name please?

M. Raphael: R, A, P, H, A, E, L

Réceptionist: An instant, please! *This is correct, two rooms for four nights*

M. Raphael: Yes, we need peaceful room.

Réceptionist: Ok, You have the room on Second floor.

Dialogue-4

Small Conversation between Receptionist and client(In French).

M. Georges: Bonjour, parlez vous anglais?

Réceptionnaire: Bonjour monsieur, Oui, Je parle anglais, Peux je vous aider?

M. Georges: Je voudrais deux chambre, pour deux homme.

Réceptionnaire: Avez Vous une reservation?

M. Georges: Non

Réceptionnaire: Combien de jour est-ce que vous voulez rester?

M. Georges: Trois Jours.

Réceptionnaire: Bien

M. Georges: Quel est le prix?

Réceptionnaire: 6000 Rs plus les taxes, pour trois jours.

M. Georges: D'accord

(In English)

M. Georges: Good Morning, are you speaking English.

Réceptionist: Good Morning sir, Yes, I speaking English. May I help you?

M. Georges: I want two rooms for two men.

Réceptionist: Have you reservation.

M. Georges: No

Réceptionist: For how many days you want to stay?

M. Georges: Three Days

Réceptionist: Ok.

M. Georges: What is the price (How many rupees we have to pay)?

Réceptionist: 6000 Rs with tax, for three days.

M. Georges: Agreed.

Dialogue-5

Conversation for Booking an Air Ticket (In French).

M. Utkarsh: Bonsoir, Je m'appelle Utkarsh.

Employé: Bonsoir monsieur, Ce qui peut je faire pour vous?

M. Utkarsh: J'aime réserver une place sur un avion de Delhi à Paris.

Employé: Quelle date et quelle heure, s'il vous plaît ?

M. Utkarsh: Je voudrais voyager le 15 Mars, le soir.

Employé: Dans quelle la classe voulez-vous voyager des affaires ou une économie ?

M. Utkarsh: Je voudrais la classe d'affaires avec la place de fenêtre

Employé: Tiendrez-vous, s'il vous plaît ? Oui, il y a le vol direct de Delhi à Paris.

M. Utkarsh: D'accord, merci beaucoup

Employé: Derien

(In English)

M. Utkarsh: Good evening, myself Utkarsh.

Employee: What can i do for you?

M. Utkarsh: I like to book a seat on a plane from delhi to paris

Employee: What date and what time, please?

M. Utkarsh: I would like to travel on 15th March, in the evening.

Employee: *In which class do you want to travel business or economy?*

M. Utkarsh: I would like business class with window seat

Employee: *Will you hold, please? Yes there is direct flight from delhi to paris.*

M. Utkarsh: Agree, Thanks

Employee: *You are welcome*

CHECK YOU PROGRESS – II

1-Change the following sentences in to negative sentences:

- I. Je travaille.
- II. J'ai trent ans.
- III. Je suis libre.
- IV. Je connais bien.
- V. Je veux manger.
- VI. La maison est grande.
- VII. Je veux aller au cinéma.

2- Fill the blank with demonstrative adjectives.

- A)Je n'aime pas----- femme.
- B) Il n'aime pas----- garçon.
- C) ----- homme est grand .
- D)Il n'aime pas----- patalon.

3- Translate following sentences in to French:

- a. My name is Utkarsh verma.
- b. I can speak French language.
- c. I love you.
- d. Jyoti is a beautiful and intelligent girl.
- e. Rishikesh is a good boy.

4-Translate following sentences in to English:

- I. Je deteste vous.
- II. Il s'appelle shalu pandey
- III. Pooja et Vipin sont les Grand-parents maternel des enfants Subash et Sarita
- IV. Vipin est le beau-père de Sunil et Pooja est la belle-mère de Sunil.
- V. Sunil est le beau frère de Ramesh.

4.9 GLOSSARY

IRREGULAR VERBS: They are the third group of verb and it includes all those verbs ending with *-ir* ,*-oir* and *-re* ,which don't follow a set pattern of conjugation.

DEMONSTRATIVE ADJECTIVES: They are used to indicate a specific noun or nouns. In French, they agree with the noun(s) in number and gender.

4.10 ANSWER TO CHECK YOUR PROGRESS

Check you Progress - 1

1. See 4.2
2. See 4.3
3. See 4.4
4. See 4.4
5. See 4.4

Check you Progress - 2

1. See 4.5
2. See 4.6
3. See 4.7
4. See 4.7

4.11 REFERENCE / BIBLIOGRAPHY/SUGGESTED READINGS

- Batchelor ,R.E and Offord, M.H., *Using French*, Press Syndicate of Cambridge: The Pitt Building, Trumpington Street, Cambridge .
- Bhattacharya, S.,(2005), *French for Hotel Management & Tourism Industry*, Frank Bros. & Co. (Publishers) Ltd., New Delhi
- Catherine Lobo & Sonali Jadhav ,, *Basic French Course for The Hotel Industry*
- François Makowski,(2000), *French made easy*, Goyal Publishers (P) Ltd. Delhi.
- Jenny Ollerenshaw and Stephanie Rybak (2003), *Breakthrough French 3*, Palgrave Machmillan Houndmills, Basingstoke, Hampshire,UK.
- Larousse (2011),*A Complete French Grammar*.
- Larousse *Compact Dictionary: French-English/ English-French*.
- Mauger,G., and Bruézière(1980), *Le français et la vie,The French Book Centre,New Delhi*.
- Mauger,G.,*Cours de Langue et de Civilisation Françaises,Hachette,paris*
- Philippe Dominique, Michéle Verdelhan and Michel Verdelhan(1982) ,*Sans Frontiers: Méthode De Français, Part 1 & Part 2* ,CLE INTERNATIONAL,Paris and f b c,,New Delhi.
- Philippe Dominique, Jacky Girardet, Michéle Verdelhan and Michel Verdelhan(1999) ,*Le Nouveau Sans Frontiers: Méthode De Français, Part 1 & Part 2* ,CLE INTERNATIONAL,Paris and GOYL SaaB,Delhi.
- Stephanie Rybak,(2003), *Breakthrough French 1*, Palgrave Machmillan Houndmills, Basingstoke, Hampshire,UK.
- Stephanie Rybak,(2003), *Breakthrough French 2*, Palgrave Machmillan Houndmills, Basingstoke, Hampshire,UK.
- Talukdar,A.,(2006), *Parlez a' I' hotel!*, Aman Publications , Delhi.

Websites:

<https://www.lawlessfrench.com/grammar/>

<https://www.frenchconjugation.com/verbs/>

<https://www.frenchtoday.com>

<https://frenchtogether.com/french-adjectives/>

4.12 TERMINAL QUESTIONS

- 1- Describe your family members explaining the relationship.
- 2- Write ten dairy products and ten cereals in French.
- 3- What is demonstrative adjective? Define with appropriate example.
- 4- Present a conversation between the client and hotel staff.